

Luminaire

Code 90633L115

Name ROFY 85 D/I D1150 GCONTROL+ 840 LO

Measurem.

Code 4/8/2023

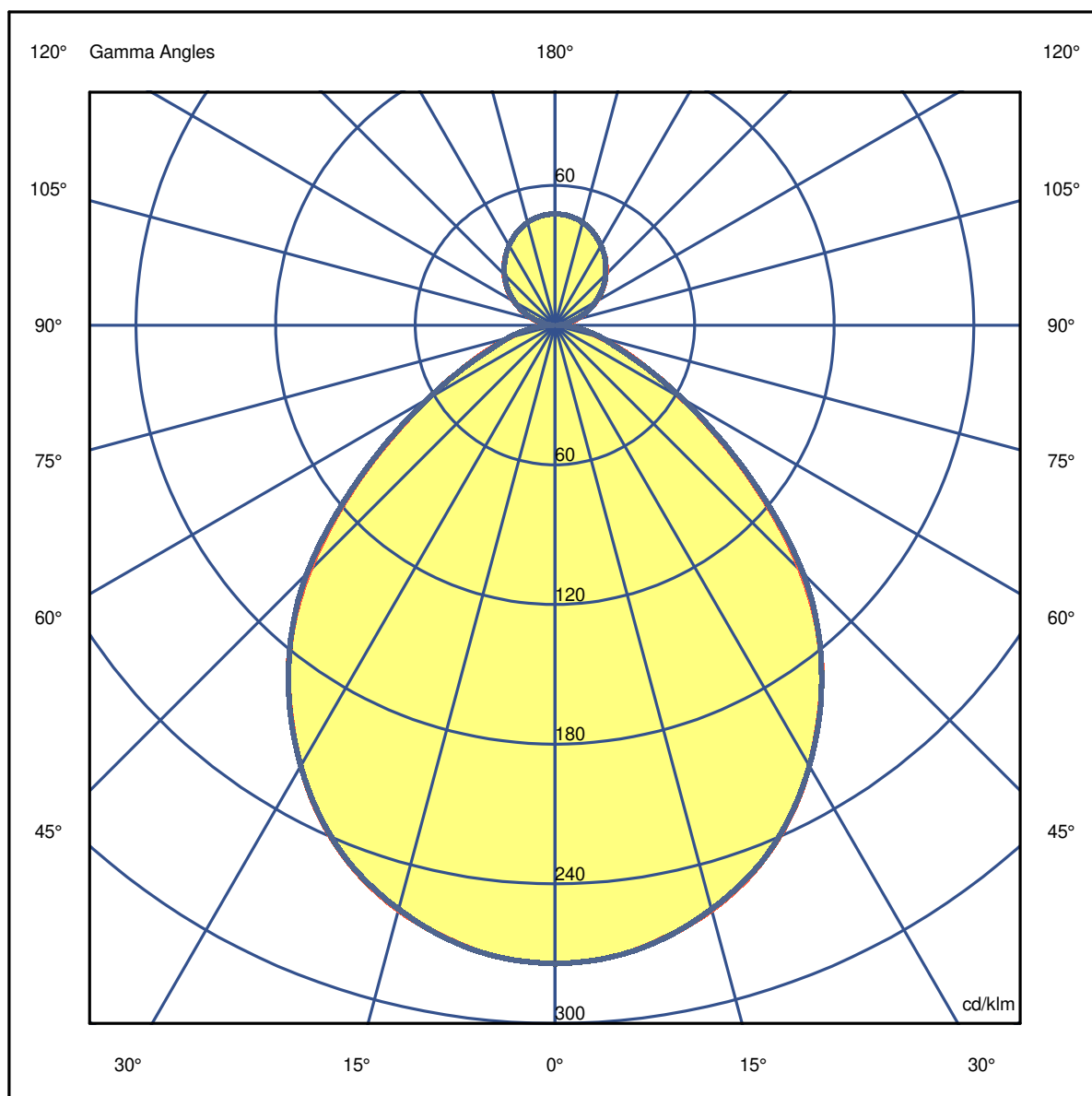
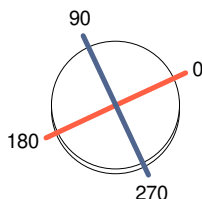
Name ROFY 85 D/I D1150 GCONTROL+ 840 LO

Luminaire Flux	15643 lm	Luminaire Power	113.9 W	Efficacy	137.300 lm/W	Efficiency	72.77%
Source Flux	21496 lm	Maximum value	274.30 cd/klm	Position	C=0.00 G=0.00	CG	Double Symmetrical

Diam=1150mm

C Halfplanes

180.0 ——— 0.0
270.0 ——— 90.0



Luminaire

Code 90633L115
Name ROFY 85 D/I D1150 GCONTROL+ 840 LO

Measurem.

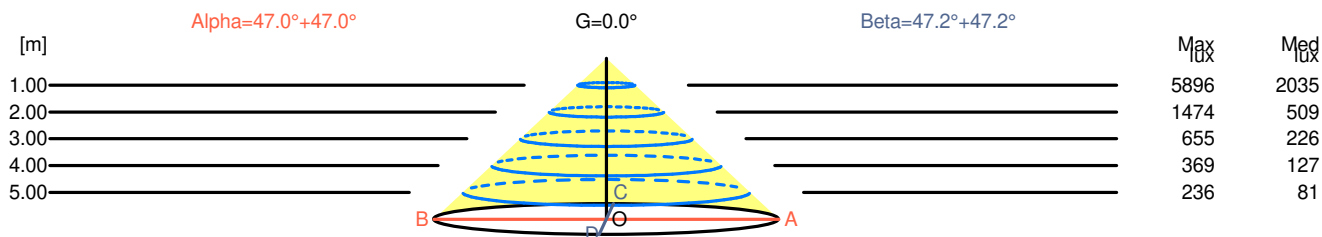
Code 4/8/2023
Name ROFY 85 D/I D1150 GCONTROL+ 840 LO

Luminaire Flux	15643 lm	Luminaire Power	113.9 W	Efficacy	137.300 lm/W	Efficiency	72.77%
Source Flux	21496 lm	Maximum value	274.30 cd/klm	Position	C=0.00 G=0.00	CG	Double Symmetrical

Width at 50.00 % of Max Intensity

H[m]	1.00	2.00	3.00	4.00	5.00	H[m]	1.00	2.00	3.00	4.00	5.00
OA	1.07	2.14	3.22	4.29	5.36	OC	1.08	2.16	3.24	4.32	5.40
OB	1.07	2.14	3.22	4.29	5.36	OD	1.08	2.16	3.24	4.32	5.40

	0	5	15	25	35	45	55	65	75	85
OA	5896.35	5859.81	5591.11	5073.06	4273.40	3211.50	1893.80	939.38	432.07	133.28
OB	5896.35	5859.81	5591.11	5073.06	4273.40	3211.50	1893.80	939.38	432.07	133.28
OC	5896.35	5859.81	5582.51	5068.76	4277.70	3243.75	1910.99	928.63	449.27	131.13
OD	5896.35	5859.81	5582.51	5068.76	4277.70	3243.75	1910.99	928.63	449.27	131.13



H[m]	D[m]	Max lux	Med lux	Alpha=47.0°+47.0°	G=0.0	
1.00	2.14	5896	2035			
2.00	4.29	1474	509			
3.00	6.43	655	226			
4.00	8.58	369	127			
5.00	10.72	236	81			

H[m]	D[m]	Max lux	Med lux	Beta=47.2°+47.2°	G=0.0	
1.00	2.16	5896	2035			
2.00	4.32	1474	509			
3.00	6.49	655	226			
4.00	8.65	369	127			
5.00	10.81	236	81			

Luminaire

Code 90633L115
Name ROFY 85 D/I D1150 GCONTROL+ 840 LO

Measurement

Code 4/8/2023
Name ROFY 85 D/I D1150 GCONTROL+ 840 LO

Luminaire Flux	15643 lm	Luminaire Power	113.9 W	Efficacy	137.300 lm/W	Efficiency	72.77%
Source Flux	21496 lm	Maximum value	274.30 cd/klm	Position	C=0.00 G=0.00	CG	Double Symmetrical

UGR
S = 0.250

Reflectancies										
Ceiling/Cavity	0.7	0.7	0.5	0.5	0.3	0.7	0.7	0.5	0.5	0.3
Walls	0.5	0.3	0.5	0.3	0.3	0.5	0.3	0.5	0.3	0.3
Working Plane	0.2	0.2	0.2	0.2	0.2	0.2	0.2	0.2	0.2	0.2
Room Dimensions										
Lateral View					Viewed Endwise					
x=2H y=2H	14.7	15.7	15.2	16.2	16.7	14.8	15.8	15.3	16.3	16.9
x=2H y=3H	15.3	16.2	15.9	16.7	17.3	15.5	16.4	16.0	16.9	17.5
x=2H y=4H	15.5	16.3	16.1	16.9	17.5	15.7	16.5	16.3	17.1	17.7
x=2H y=6H	15.7	16.4	16.3	17.0	17.6	15.9	16.6	16.5	17.2	17.9
x=2H y=8H	15.7	16.4	16.3	17.0	17.7	15.9	16.6	16.6	17.2	17.9
x=2H y=12H	15.7	16.4	16.3	17.0	17.7	15.9	16.6	16.6	17.2	17.9
x=4H y=2H	14.7	15.6	15.3	16.1	16.8	14.9	15.7	15.5	16.3	16.9
x=4H y=3H	15.5	16.2	16.2	16.8	17.5	15.7	16.4	16.3	17.0	17.7
x=4H y=4H	15.9	16.5	16.5	17.1	17.8	16.1	16.7	16.7	17.3	18.0
x=4H y=6H	16.1	16.7	16.8	17.3	18.1	16.4	16.9	17.0	17.5	18.3
x=4H y=8H	16.3	16.7	16.9	17.4	18.2	16.5	16.9	17.2	17.6	18.4
x=4H y=12H	16.3	16.7	17.0	17.4	18.2	16.5	16.9	17.2	17.6	18.4
x=8H y=4H	16.0	16.4	16.7	17.1	17.9	16.1	16.6	16.8	17.3	18.0
x=8H y=6H	16.3	16.7	17.1	17.4	18.2	16.5	16.9	17.3	17.6	18.4
x=8H y=8H	16.5	16.8	17.2	17.6	18.4	16.7	17.0	17.4	17.7	18.6
x=8H y=12H	16.6	16.9	17.3	17.6	18.5	16.8	17.1	17.5	17.8	18.7
x=12H y=4H	15.9	16.4	16.6	17.0	17.8	16.1	16.5	16.8	17.2	18.0
x=12H y=6H	16.4	16.7	17.1	17.4	18.2	16.5	16.9	17.3	17.6	18.4
x=12H y=8H	16.5	16.8	17.3	17.6	18.4	16.7	17.0	17.5	17.8	18.6

Luminaire

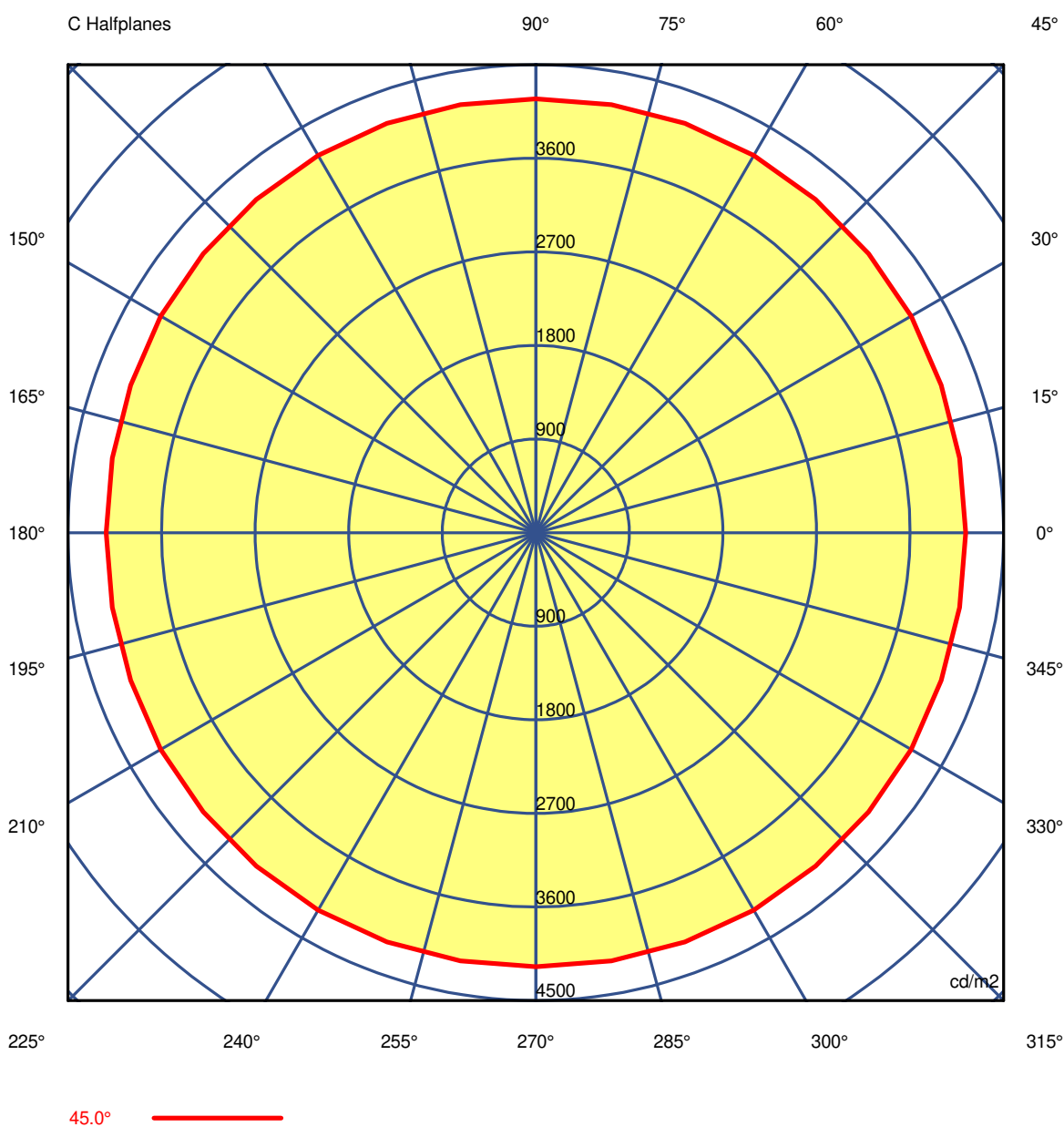
Code 90633L115
Name ROFY 85 D/I D1150 GCONTROL+ 840 LO

Measurem.

Code 4/8/2023
Name ROFY 85 D/I D1150 GCONTROL+ 840 LO

Luminaire Flux	15643 lm	Luminaire Power	113.9 W	Efficacy	137.300 lm/W	Efficiency	72.77%
Source Flux	21496 lm	Maximum value	274.30 cd/klm	Position	C=0.00 G=0.00	CG Double Symmetrical	

Luminance



Luminaire

Code 90633L115

Name ROFY 85 D/I D1150 GCONTROL+ 840 LO

Measurement

Code 4/8/2023

Name ROFY 85 D/I D1150 GCONTROL+ 840 LO

Luminaire Flux	15643 lm			Luminaire Power			113.9 W		Efficacy		137.300 lm/W		Efficiency		72.77%	
Source Flux	21496 lm			Maximum value			274.30 cd/klm		Position		C=0.00 G=0.00		CG		Double Symmetrical	
Luminance cd/m2														Table 1/3		
	C 0.00	C 10.00	C 20.00	C 30.00	C 40.00	C 50.00	C 60.00	C 70.00	C 80.00	C 90.00	C 100.00	C 110.00	C 120.00			
G 0.0	5879	5879	5879	5879	5879	5879	5879	5879	5879	5879	5879	5879	5879	5879	5879	5879
G 5.0	5817	5817	5817	5817	5817	5817	5817	5813	5813	5817	5813	5813	5813	5813	5813	5817
G 10.0	5725	5729	5729	5725	5725	5727	5728	5724	5724	5728	5724	5724	5724	5724	5724	5728
G 15.0	5627	5624	5621	5617	5610	5609	5612	5610	5612	5619	5612	5610	5612	5610	5610	5612
G 20.0	5506	5499	5489	5477	5470	5469	5473	5481	5491	5499	5491	5481	5481	5481	5473	5473
G 25.0	5343	5336	5326	5316	5308	5306	5311	5323	5333	5338	5333	5323	5323	5323	5311	5311
G 30.0	5127	5122	5118	5120	5129	5130	5122	5121	5124	5127	5124	5121	5121	5121	5122	5122
G 35.0	4875	4871	4877	4895	4915	4917	4900	4879	4872	4880	4872	4879	4879	4879	4900	4900
G 40.0	4576	4582	4593	4607	4620	4622	4610	4594	4583	4579	4583	4594	4610	4610	4610	4610
G 45.0	4133	4137	4148	4169	4177	4184	4191	4189	4182	4174	4182	4189	4191	4191	4191	4191
G 50.0	3538	3521	3512	3430	3214	3219	3448	3549	3563	3568	3563	3549	3448	3448	3448	3448
G 55.0	2896	3027	2927	2558	2144	2168	2623	3009	3094	2922	3094	3009	2623	2623	2623	2623
G 60.0	2305	2440	2255	1894	1800	1826	1975	2385	2550	2324	2550	2385	1975	1975	1975	1975
G 65.0	1839	1937	1736	1464	1606	1613	1502	1832	2020	1818	2020	1832	1502	1502	1502	1502
G 70.0	1483	1562	1480	1340	1379	1361	1305	1560	1656	1429	1656	1560	1305	1305	1305	1305
G 75.0	1226	1238	1281	1318	1220	1195	1306	1399	1385	1275	1385	1399	1306	1306	1306	1306
G 80.0	1072	1072	1093	1144	1157	1144	1136	1141	1125	1056	1125	1141	1136	1136	1136	1136
G 85.0	728	785	865	916	867	849	881	853	788	716	788	853	881	881	881	881
G 90.0	649	616	596	537	381	280	269	240	213	201	213	240	269	269	269	269

Luminaire

Code 90633L115

Name ROFY 85 D/I D1150 GCONTROL+ 840 LO

Measurem.

Code 4/8/2023

Name ROFY 85 D/I D1150 GCONTROL+ 840 LO

Luminaire Flux	15643 lm		Luminaire Power		113.9 W		Efficacy		137.300 lm/W		Efficiency		72.77%	
Source Flux	21496 lm		Maximum value		274.30 cd/klm		Position		C=0.00 G=0.00		CG		Double Symmetrical	
Luminance cd/m2														
Table 2/3														
	C 130.00	C 140.00	C 150.00	C 160.00	C 170.00	C 180.00	C 190.00	C 200.00	C 210.00	C 220.00	C 230.00	C 240.00	C 250.00	
G 0.0	5879	5879	5879	5879	5879	5879	5879	5879	5879	5879	5879	5879	5879	
G 5.0	5817	5817	5817	5817	5817	5817	5817	5817	5817	5817	5817	5817	5813	
G 10.0	5727	5725	5725	5729	5729	5725	5729	5729	5725	5725	5727	5728	5724	
G 15.0	5609	5610	5617	5621	5624	5627	5624	5621	5617	5610	5609	5612	5610	
G 20.0	5469	5470	5477	5489	5499	5506	5499	5489	5477	5470	5469	5473	5481	
G 25.0	5306	5308	5316	5326	5336	5343	5336	5326	5316	5308	5306	5311	5323	
G 30.0	5130	5129	5120	5118	5122	5127	5122	5118	5120	5129	5130	5122	5121	
G 35.0	4917	4915	4895	4877	4871	4875	4871	4877	4895	4915	4917	4900	4879	
G 40.0	4622	4620	4607	4593	4582	4576	4582	4593	4607	4620	4622	4610	4594	
G 45.0	4184	4177	4169	4148	4137	4133	4137	4148	4169	4177	4184	4191	4189	
G 50.0	3219	3214	3430	3512	3521	3538	3521	3512	3430	3214	3219	3448	3549	
G 55.0	2168	2144	2558	2927	3027	2896	3027	2927	2558	2144	2168	2623	3009	
G 60.0	1826	1800	1894	2255	2440	2305	2440	2255	1894	1800	1826	1975	2385	
G 65.0	1613	1606	1464	1736	1937	1839	1937	1736	1464	1606	1613	1502	1832	
G 70.0	1361	1379	1340	1480	1562	1483	1562	1480	1340	1379	1361	1305	1560	
G 75.0	1195	1220	1318	1281	1238	1226	1238	1281	1318	1220	1195	1306	1399	
G 80.0	1144	1157	1144	1093	1072	1072	1072	1093	1144	1157	1144	1136	1141	
G 85.0	849	867	916	865	785	728	785	865	916	867	849	881	853	
G 90.0	280	381	537	596	616	649	616	596	537	381	280	269	240	

Luminaire

Code 90633L115

Name ROFY 85 D/I D1150 GCONTROL+ 840 LO

Measurem.

Code 4/8/2023

Name ROFY 85 D/I D1150 GCONTROL+ 840 LO

Luminaire Flux	15643 lm	Luminaire Power	113.9 W	Efficacy	137.300 lm/W	Efficiency	72.77%
Source Flux	21496 lm	Maximum value	274.30 cd/klm	Position	C=0.00 G=0.00	CG	Double Symmetrical

Luminance cd/m2 Table 3/3

	C 260.00	C 270.00	C 280.00	C 290.00	C 300.00	C 310.00	C 320.00	C 330.00	C 340.00	C 350.00
G 0.0	5879	5879	5879	5879	5879	5879	5879	5879	5879	5879
G 5.0	5813	5817	5813	5813	5817	5817	5817	5817	5817	5817
G 10.0	5724	5728	5724	5724	5728	5727	5725	5725	5729	5729
G 15.0	5612	5619	5612	5610	5612	5609	5610	5617	5621	5624
G 20.0	5491	5499	5491	5481	5473	5469	5470	5477	5489	5499
G 25.0	5333	5338	5333	5323	5311	5306	5308	5316	5326	5336
G 30.0	5124	5127	5124	5121	5122	5130	5129	5120	5118	5122
G 35.0	4872	4880	4872	4879	4900	4917	4915	4895	4877	4871
G 40.0	4583	4579	4583	4594	4610	4622	4620	4607	4593	4582
G 45.0	4182	4174	4182	4189	4191	4184	4177	4169	4148	4137
G 50.0	3563	3568	3563	3549	3448	3219	3214	3430	3512	3521
G 55.0	3094	2922	3094	3009	2623	2168	2144	2558	2927	3027
G 60.0	2550	2324	2550	2385	1975	1826	1800	1894	2255	2440
G 65.0	2020	1818	2020	1832	1502	1613	1606	1464	1736	1937
G 70.0	1656	1429	1656	1560	1305	1361	1379	1340	1480	1562
G 75.0	1385	1275	1385	1399	1306	1195	1220	1318	1281	1238
G 80.0	1125	1056	1125	1141	1136	1144	1157	1144	1093	1072
G 85.0	788	716	788	853	881	849	867	916	865	785
G 90.0	213	201	213	240	269	280	381	537	596	616