

Luminaire

Code 90709L012-49

Name CONCEPT LINEA 35 / E L1686 BFLEX 840 SRT

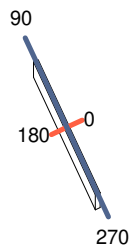
Measurem.

Code 31/7/2023

Name CONCEPT LINEA 35 / E L1686 BFLEX 840 SRT

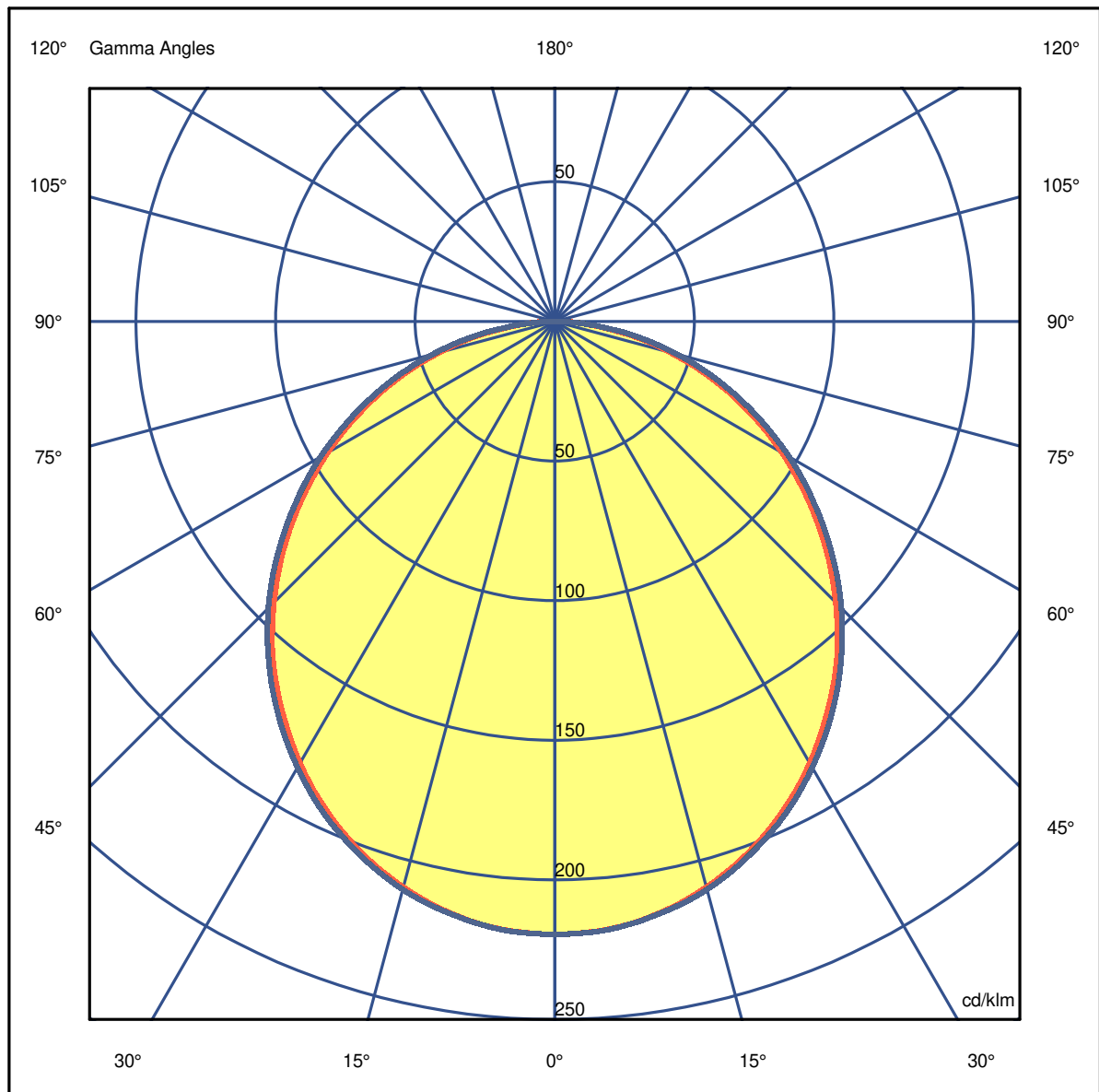
Luminaire Flux	4919 lm	Luminaire Power	53.0 W	Efficacy	92.870 lm/W	Efficiency	62.59%
Source Flux	7860 lm	Maximum value	219.50 cd/klm	Position	C=0.00 G=0.00	CG	Double Symmetrical

1686mm x 58mm



C Halfplanes

180.0 ——— 0.0
270.0 ——— 90.0



Luminaire

Code 90709L012-49

Name CONCEPT LINEA 35 / E L1686 BFLEX 840 SRT

Measurem.

Code 31/7/2023

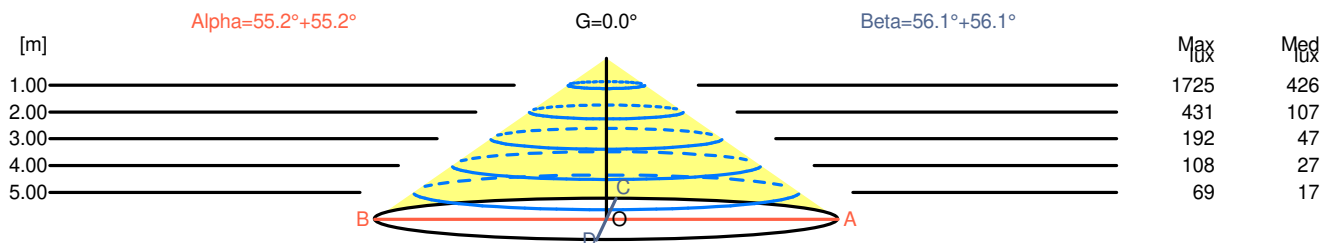
Name CONCEPT LINEA 35 / E L1686 BFLEX 840 SRT

Luminaire Flux	4919 lm	Luminaire Power	53.0 W	Efficacy	92.870 lm/W	Efficiency	62.59%
Source Flux	7860 lm	Maximum value	219.50 cd/klm	Position	C=0.00 G=0.00	CG	Double Symmetrical

Width at 50.00 % of Max Intensity

H[m]	1.00	2.00	3.00	4.00	5.00	H[m]	1.00	2.00	3.00	4.00	5.00
OA	1.44	2.88	4.32	5.76	7.20	OC	1.49	2.98	4.47	5.96	7.45
OB	1.44	2.88	4.32	5.76	7.20	OD	1.49	2.98	4.47	5.96	7.45

	0	5	15	25	35	45	55	65	75	85
OA	1725.27	1717.41	1648.24	1520.12	1338.56	1118.48	868.53	604.43	337.19	91.96
OB	1725.27	1717.41	1648.24	1520.12	1338.56	1118.48	868.53	604.43	337.19	91.96
OC	1725.27	1718.20	1655.32	1531.91	1356.64	1141.27	891.32	625.66	356.06	93.53
OD	1725.27	1718.20	1655.32	1531.91	1356.64	1141.27	891.32	625.66	356.06	93.53



H[m]	D[m]	Max lux	Med lux	Alpha=55.2°+55.2°	G=0.0	
1.00	2.88	1725	426			
2.00	5.76	431	107			
3.00	8.64	192	47			
4.00	11.52	108	27			
5.00	14.40	69	17			

H[m]	D[m]	Max lux	Med lux	Beta=56.1°+56.1°	G=0.0	
1.00	2.98	1725	426			
2.00	5.96	431	107			
3.00	8.94	192	47			
4.00	11.91	108	27			
5.00	14.89	69	17			

Luminaire

Code 90709L012-49
Name CONCEPT LINEA 35 / E L1686 BFLEX 840 SRT

Measurem.

Code 31/7/2023
Name CONCEPT LINEA 35 / E L1686 BFLEX 840 SRT

Luminaire Flux	4919 lm	Luminaire Power	53.0 W	Efficacy	92.870 lm/W	Efficiency	62.59%
Source Flux	7860 lm	Maximum value	219.50 cd/klm	Position	C=0.00 G=0.00	CG	Double Symmetrical

UGR
S = 0.250

Reflectancies										
Ceiling/Cavity	0.7	0.7	0.5	0.5	0.3	0.7	0.7	0.5	0.5	0.3
Walls	0.5	0.3	0.5	0.3	0.3	0.5	0.3	0.5	0.3	0.3
Working Plane	0.2	0.2	0.2	0.2	0.2	0.2	0.2	0.2	0.2	0.2
Room Dimensions	Lateral View					Viewed Endwise				
x=2H y=2H	20.2	21.5	20.5	21.7	22.0	22.6	24.0	22.9	24.2	24.5
x=2H y=3H	21.2	22.4	21.5	22.7	23.0	24.2	25.5	24.6	25.7	26.0
x=2H y=4H	21.5	22.7	21.9	23.0	23.2	24.9	26.0	25.2	26.3	26.6
x=2H y=6H	21.7	22.8	22.1	23.1	23.4	25.4	26.5	25.7	26.7	27.1
x=2H y=8H	21.8	22.8	22.1	23.1	23.4	25.6	26.6	25.9	26.9	27.2
x=2H y=12H	21.8	22.7	22.1	23.1	23.4	25.6	26.6	26.0	27.0	27.3
x=4H y=2H	20.8	22.0	21.2	22.3	22.5	22.9	24.0	23.2	24.3	24.6
x=4H y=3H	22.0	23.0	22.4	23.3	23.7	24.6	25.6	25.0	25.9	26.3
x=4H y=4H	22.5	23.3	22.9	23.7	24.0	25.4	26.2	25.7	26.6	26.9
x=4H y=6H	22.7	23.5	23.1	23.9	24.3	25.9	26.7	26.3	27.1	27.5
x=4H y=8H	22.8	23.5	23.2	23.9	24.3	26.1	26.8	26.6	27.2	27.6
x=4H y=12H	22.8	23.5	23.3	23.9	24.3	26.3	26.9	26.7	27.3	27.7
x=8H y=4H	22.7	23.4	23.2	23.8	24.2	25.4	26.1	25.8	26.5	26.9
x=8H y=6H	23.1	23.7	23.5	24.1	24.5	26.0	26.6	26.5	27.0	27.5
x=8H y=8H	23.2	23.7	23.7	24.1	24.6	26.3	26.8	26.7	27.2	27.7
x=8H y=12H	23.2	23.7	23.7	24.1	24.6	26.4	26.9	26.9	27.3	27.8
x=12H y=4H	22.7	23.4	23.2	23.8	24.2	25.4	26.0	25.8	26.4	26.9
x=12H y=6H	23.1	23.6	23.6	24.1	24.5	26.0	26.6	26.5	27.0	27.5
x=12H y=8H	23.2	23.7	23.7	24.1	24.7	26.3	26.7	26.8	27.2	27.7

Luminaire

Code 90709L012-49

Name CONCEPT LINEA 35 / E L1686 BFLEX 840 SRT

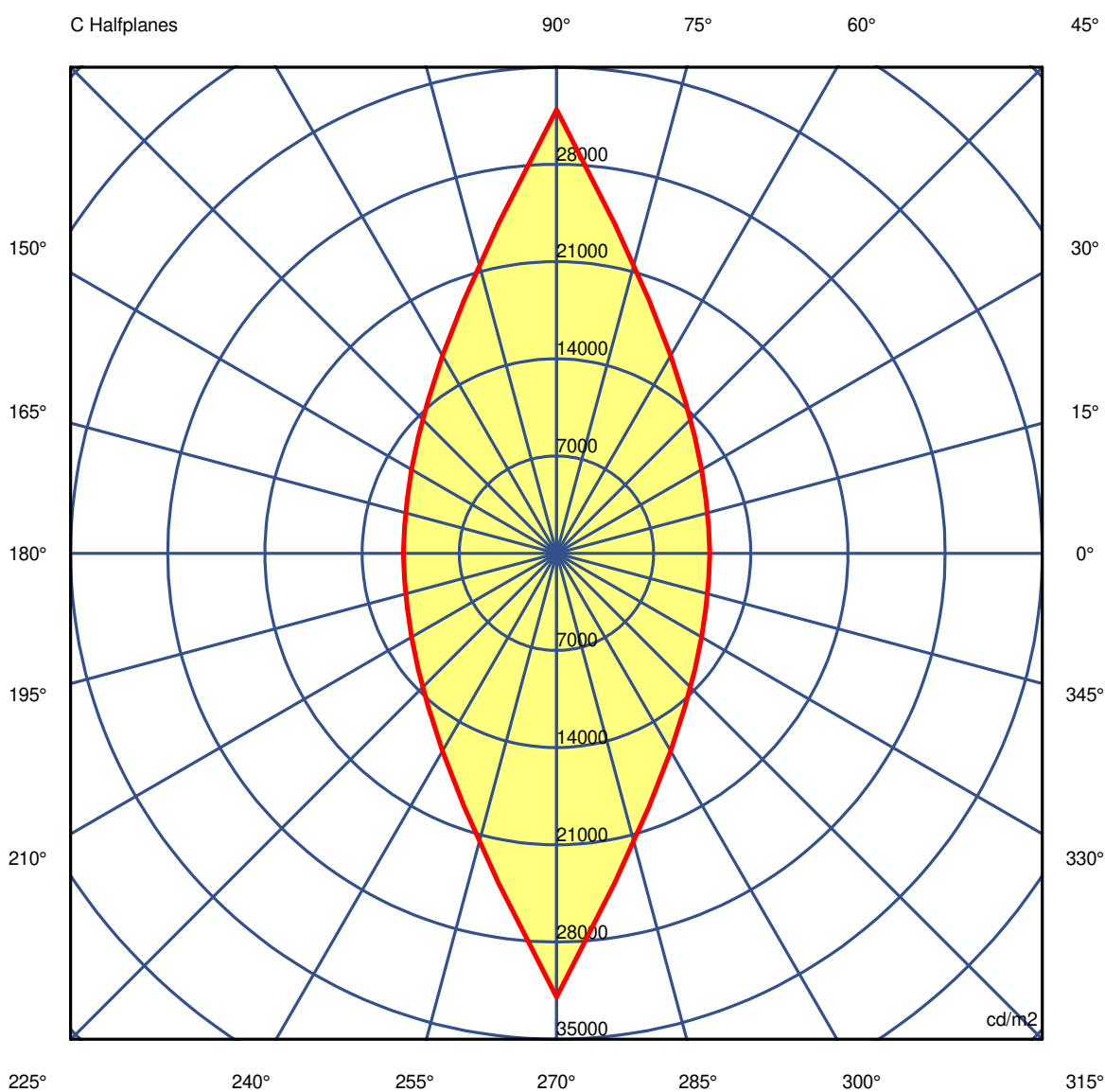
Measurem.

Code 31/7/2023

Name CONCEPT LINEA 35 / E L1686 BFLEX 840 SRT

Luminaire Flux	4919 lm	Luminaire Power	53.0 W	Efficacy	92.870 lm/W	Efficiency	62.59%
Source Flux	7860 lm	Maximum value	219.50 cd/klm	Position	C=0.00 G=0.00	CG	Double Symmetrical

Luminance



45.0°

Luminaire

Code 90709L012-49

Name CONCEPT LINEA 35 /E L1686 BFLEX 840 SRT

Measurem.

Code 31/7/2023

Name CONCEPT LINEA 35 /E L1686 BFLEX 840 SRT

Luminaire Flux	4919 lm		Luminaire Power		53.0 W		Efficacy		92.870 lm/W		Efficiency		62.59%	
Source Flux	7860 lm		Maximum value		219.50 cd/klm		Position		C=0.00 G=0.00		CG		Double Symmetrical	
Luminance cd/m2 Table 1/3														
	C 0.00	C 10.00	C 20.00	C 30.00	C 40.00	C 50.00	C 60.00	C 70.00	C 80.00	C 90.00	C 100.00	C 110.00	C 120.00	
G 0.0	35286	35286	35286	35286	35286	35286	35286	35286	35286	35286	35286	35286	35286	
G 5.0	30163	30205	30389	30706	31129	31707	32438	33262	34175	35173	34175	33262	32438	
G 10.0	26206	26266	26552	27055	27754	28696	29902	31349	33032	34956	33032	31349	29902	
G 15.0	22999	23082	23435	24049	24903	26085	27637	29540	31879	34740	31879	29540	27637	
G 20.0	20344	20447	20811	21454	22415	23753	25525	27793	30691	34397	30691	27793	25525	
G 25.0	18051	18156	18535	19210	20206	21619	23547	26089	29474	34043	29474	26089	23547	
G 30.0	16027	16120	16501	17189	18202	19648	21663	24417	28214	33585	28214	24417	21663	
G 35.0	14209	14320	14693	15357	16367	17829	19888	22767	26901	33102	26901	22767	19888	
G 40.0	12590	12656	13004	13656	14635	16064	18122	21080	25503	32543	25503	21080	18122	
G 45.0	11037	11127	11455	12065	13008	14398	16427	19433	24090	31949	24090	19433	16427	
G 50.0	9606	9677	9990	10567	11438	12755	14731	17706	22498	31178	22498	17706	14731	
G 55.0	8241	8319	8600	9118	9931	11163	13029	15935	20816	30343	20816	15935	13029	
G 60.0	6956	7022	7271	7740	8468	9592	11327	14081	18958	29460	18958	14081	11327	
G 65.0	5690	5750	5963	6362	7011	8007	9557	12132	16905	28265	16905	12132	9557	
G 70.0	4465	4511	4690	5033	5569	6420	7784	10064	14564	26963	14564	10064	7784	
G 75.0	3247	3287	3436	3717	4122	4787	5894	7781	11774	25033	11774	7781	5894	
G 80.0	2068	2073	2177	2380	2662	3115	3891	5278	8436	21968	8436	5278	3891	
G 85.0	935	936	988	1090	1226	1454	1850	2549	4284	15909	4284	2549	1850	
G 90.0	275	199	206	267	269	321	469	592	990	10648	990	592	469	

Luminaire

Code 90709L012-49

Name CONCEPT LINEA 35 /E L1686 BFLEX 840 SRT

Measurem.

Code 31/7/2023

Name CONCEPT LINEA 35 /E L1686 BFLEX 840 SRT

Luminaire Flux	4919 lm		Luminaire Power		53.0 W		Efficacy		92.870 lm/W		Efficiency		62.59%	
Source Flux	7860 lm		Maximum value		219.50 cd/klm		Position		C=0.00 G=0.00		CG		Double Symmetrical	
Luminance cd/m2														
Table 2/3														
	C 130.00	C 140.00	C 150.00	C 160.00	C 170.00	C 180.00	C 190.00	C 200.00	C 210.00	C 220.00	C 230.00	C 240.00	C 250.00	
G 0.0	35286	35286	35286	35286	35286	35286	35286	35286	35286	35286	35286	35286	35286	
G 5.0	31707	31129	30706	30389	30205	30163	30205	30389	30706	31129	31707	32438	33262	
G 10.0	28696	27754	27055	26552	26266	26206	26266	26552	27055	27754	28696	29902	31349	
G 15.0	26085	24903	24049	23435	23082	22999	23082	23435	24049	24903	26085	27637	29540	
G 20.0	23753	22415	21454	20811	20447	20344	20447	20811	21454	22415	23753	25525	27793	
G 25.0	21619	20206	19210	18535	18156	18051	18156	18535	19210	20206	21619	23547	26089	
G 30.0	19648	18202	17189	16501	16120	16027	16120	16501	17189	18202	19648	21663	24417	
G 35.0	17829	16367	15357	14693	14320	14209	14320	14693	15357	16367	17829	19888	22767	
G 40.0	16064	14635	13656	13004	12656	12590	12656	13004	13656	14635	16064	18122	21080	
G 45.0	14398	13008	12065	11455	11127	11037	11127	11455	12065	13008	14398	16427	19433	
G 50.0	12755	11438	10567	9990	9677	9606	9677	9990	10567	11438	12755	14731	17706	
G 55.0	11163	9931	9118	8600	8319	8241	8319	8600	9118	9931	11163	13029	15935	
G 60.0	9592	8468	7740	7271	7022	6956	7022	7271	7740	8468	9592	11327	14081	
G 65.0	8007	7011	6362	5963	5750	5690	5750	5963	6362	7011	8007	9557	12132	
G 70.0	6420	5569	5033	4690	4511	4465	4511	4690	5033	5569	6420	7784	10064	
G 75.0	4787	4122	3717	3436	3287	3247	3287	3436	3717	4122	4787	5894	7781	
G 80.0	3115	2662	2380	2177	2073	2068	2073	2177	2380	2662	3115	3891	5278	
G 85.0	1454	1226	1090	988	936	935	936	988	1090	1226	1454	1850	2549	
G 90.0	321	269	267	206	199	275	199	206	267	269	321	469	592	

Luminaire

Code 90709L012-49

Name CONCEPT LINEA 35 /E L1686 BFLEX 840 SRT

Measurem.

Code 31/7/2023

Name CONCEPT LINEA 35 /E L1686 BFLEX 840 SRT

Luminaire Flux	4919 lm	Luminaire Power	53.0 W	Efficacy	92.870 lm/W	Efficiency	62.59%
Source Flux	7860 lm	Maximum value	219.50 cd/klm	Position	C=0.00 G=0.00	CG Double Symmetrical	

Luminance cd/m2 Table 3/3

	C 260.00	C 270.00	C 280.00	C 290.00	C 300.00	C 310.00	C 320.00	C 330.00	C 340.00	C 350.00
G 0.0	35286	35286	35286	35286	35286	35286	35286	35286	35286	35286
G 5.0	34175	35173	34175	33262	32438	31707	31129	30706	30389	30205
G 10.0	33032	34956	33032	31349	29902	28696	27754	27055	26552	26266
G 15.0	31879	34740	31879	29540	27637	26085	24903	24049	23435	23082
G 20.0	30691	34397	30691	27793	25525	23753	22415	21454	20811	20447
G 25.0	29474	34043	29474	26089	23547	21619	20206	19210	18535	18156
G 30.0	28214	33585	28214	24417	21663	19648	18202	17189	16501	16120
G 35.0	26901	33102	26901	22767	19888	17829	16367	15357	14693	14320
G 40.0	25503	32543	25503	21080	18122	16064	14635	13656	13004	12656
G 45.0	24090	31949	24090	19433	16427	14398	13008	12065	11455	11127
G 50.0	22498	31178	22498	17706	14731	12755	11438	10567	9990	9677
G 55.0	20816	30343	20816	15935	13029	11163	9931	9118	8600	8319
G 60.0	18958	29460	18958	14081	11327	9592	8468	7740	7271	7022
G 65.0	16905	28265	16905	12132	9557	8007	7011	6362	5963	5750
G 70.0	14564	26963	14564	10064	7784	6420	5569	5033	4690	4511
G 75.0	11774	25033	11774	7781	5894	4787	4122	3717	3436	3287
G 80.0	8436	21968	8436	5278	3891	3115	2662	2380	2177	2073
G 85.0	4284	15909	4284	2549	1850	1454	1226	1090	988	936
G 90.0	990	10648	990	592	469	321	269	267	206	199