

Luminaire

Code 90709L018-49

Name CONCEPT LINEA 35 /E L2529 BFLEX 830 SRT

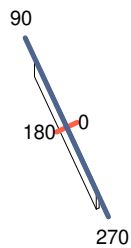
Measurem.

Code 31/7/2023

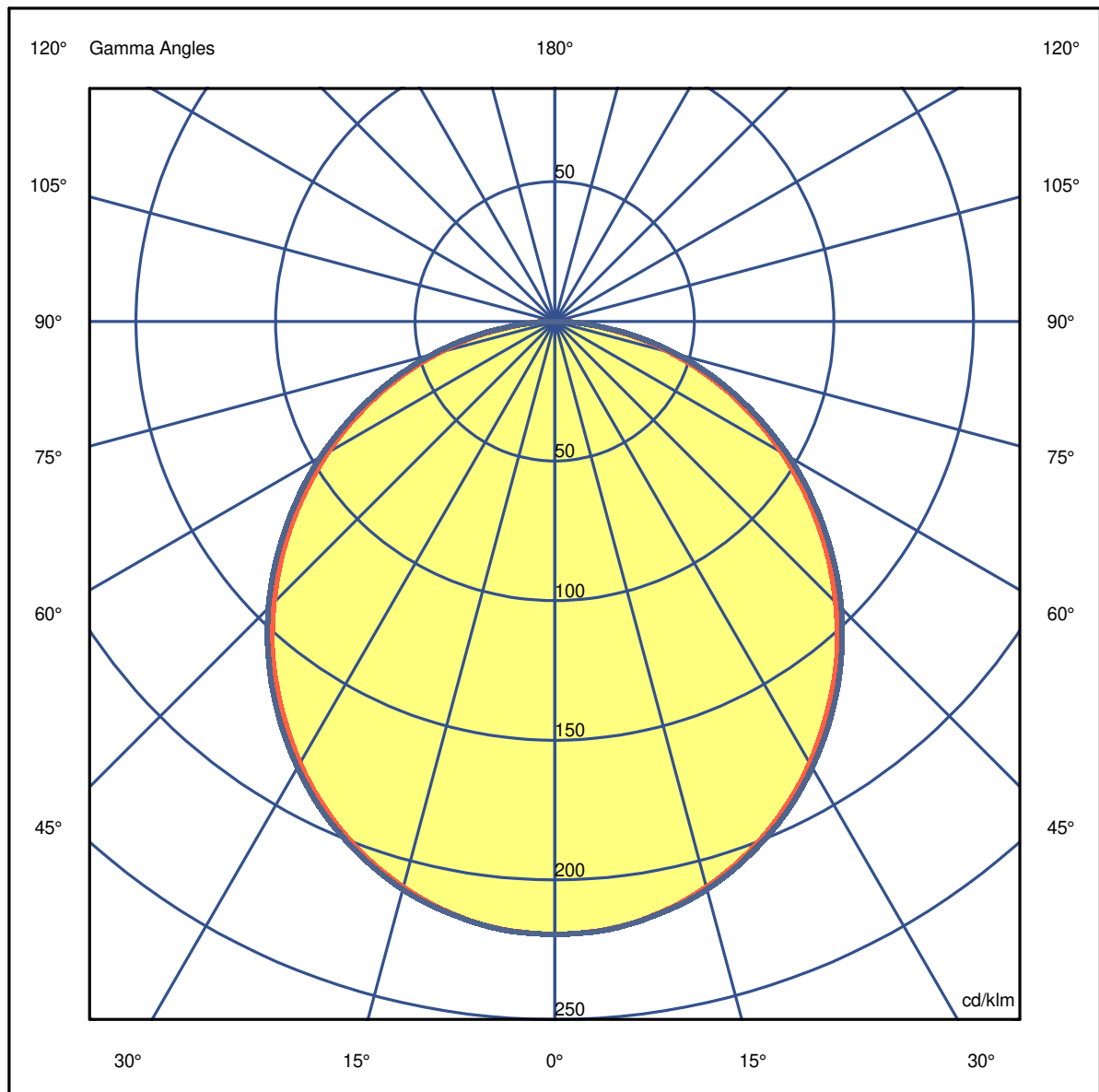
Name CONCEPT LINEA 35 /E L2529 BFLEX 830 SRT

Luminaire Flux	7165 lm	Luminaire Power	75.5 W	Efficacy	94.887 lm/W	Efficiency	62.59%
Source Flux	11448 lm	Maximum value	219.50 cd/klm	Position	C=0.00 G=0.00	CG	Double Symmetrical

2529mm x 58mm



C Halfplanes



Luminaire

Code 90709L018-49
Name CONCEPT LINEA 35 / E L2529 BFLEX 830 SRT

Measurem.

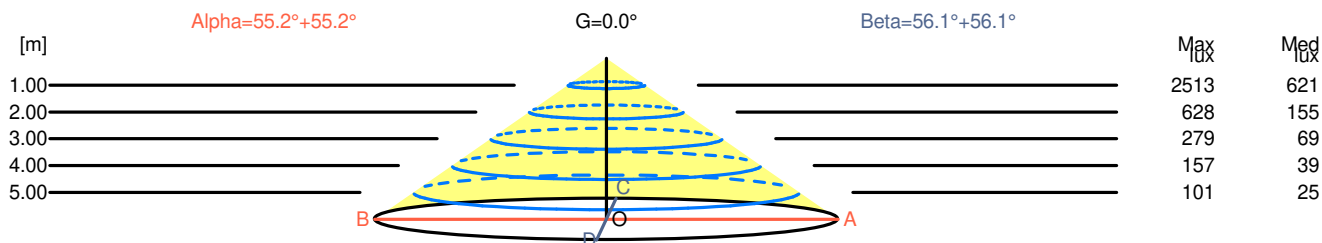
Code 31/7/2023
Name CONCEPT LINEA 35 / E L2529 BFLEX 830 SRT

Luminaire Flux	7165 lm	Luminaire Power	75.5 W	Efficacy	94.887 lm/W	Efficiency	62.59%
Source Flux	11448 lm	Maximum value	219.50 cd/klm	Position	C=0.00 G=0.00	CG	Double Symmetrical

Width at 50.00 % of Max Intensity

H[m]	1.00	2.00	3.00	4.00	5.00	H[m]	1.00	2.00	3.00	4.00	5.00
OA	1.44	2.88	4.32	5.76	7.20	OC	1.49	2.98	4.47	5.96	7.45
OB	1.44	2.88	4.32	5.76	7.20	OD	1.49	2.98	4.47	5.96	7.45

	0	5	15	25	35	45	55	65	75	85
OA	2512.84	2501.39	2400.65	2214.04	1949.59	1629.05	1265.00	880.35	491.12	133.94
OB	2512.84	2501.39	2400.65	2214.04	1949.59	1629.05	1265.00	880.35	491.12	133.94
OC	2512.84	2502.53	2410.95	2231.22	1975.92	1662.25	1298.20	911.26	518.59	136.23
OD	2512.84	2502.53	2410.95	2231.22	1975.92	1662.25	1298.20	911.26	518.59	136.23



H[m]	D[m]	Max lux	Med lux	Alpha=55.2°+55.2°	G=0.0	
1.00	2.88	2513	621			
2.00	5.76	628	155			
3.00	8.64	279	69			
4.00	11.52	157	39			
5.00	14.40	101	25			

H[m]	D[m]	Max lux	Med lux	Beta=56.1°+56.1°	G=0.0	
1.00	2.98	2513	621			
2.00	5.96	628	155			
3.00	8.94	279	69			
4.00	11.91	157	39			
5.00	14.89	101	25			

Luminaire

Code 90709L018-49
Name CONCEPT LINEA 35 / E L2529 BFLEX 830 SRT

Measurem.

Code 31/7/2023
Name CONCEPT LINEA 35 / E L2529 BFLEX 830 SRT

Luminaire Flux	7165 lm	Luminaire Power	75.5 W	Efficacy	94.887 lm/W	Efficiency	62.59%
Source Flux	11448 lm	Maximum value	219.50 cd/klm	Position	C=0.00 G=0.00	CG	Double Symmetrical

UGR
S = 0.250

Reflectancies										
Ceiling/Cavity	0.7	0.7	0.5	0.5	0.3	0.7	0.7	0.5	0.5	0.3
Walls	0.5	0.3	0.5	0.3	0.3	0.5	0.3	0.5	0.3	0.3
Working Plane	0.2	0.2	0.2	0.2	0.2	0.2	0.2	0.2	0.2	0.2
Room Dimensions										
Room Dimensions	Lateral View					Viewed Endwise				
x=2H y=2H	20.1	21.4	20.4	21.6	21.9	22.6	23.9	22.9	24.1	24.4
x=2H y=3H	21.1	22.3	21.4	22.6	22.9	24.2	25.4	24.5	25.7	26.0
x=2H y=4H	21.4	22.6	21.8	22.9	23.1	24.8	26.0	25.2	26.3	26.6
x=2H y=6H	21.6	22.7	22.0	23.0	23.3	25.3	26.4	25.7	26.7	27.0
x=2H y=8H	21.7	22.7	22.0	23.0	23.3	25.5	26.5	25.9	26.8	27.2
x=2H y=12H	21.7	22.6	22.0	23.0	23.3	25.6	26.6	26.0	26.9	27.3
x=4H y=2H	20.7	21.9	21.1	22.2	22.4	22.8	23.9	23.1	24.2	24.5
x=4H y=3H	21.9	22.9	22.3	23.2	23.6	24.5	25.5	24.9	25.8	26.2
x=4H y=4H	22.4	23.2	22.8	23.6	23.9	25.3	26.2	25.7	26.5	26.9
x=4H y=6H	22.6	23.4	23.1	23.8	24.2	25.9	26.6	26.3	27.0	27.4
x=4H y=8H	22.7	23.4	23.1	23.8	24.2	26.1	26.8	26.5	27.2	27.6
x=4H y=12H	22.7	23.4	23.2	23.8	24.2	26.2	26.8	26.7	27.3	27.7
x=8H y=4H	22.6	23.3	23.1	23.7	24.1	25.3	26.1	25.8	26.4	26.9
x=8H y=6H	23.0	23.6	23.4	24.0	24.4	26.0	26.6	26.4	27.0	27.4
x=8H y=8H	23.1	23.6	23.6	24.0	24.5	26.2	26.7	26.7	27.2	27.6
x=8H y=12H	23.1	23.6	23.6	24.0	24.5	26.4	26.8	26.9	27.3	27.8
x=12H y=4H	22.6	23.3	23.1	23.7	24.1	25.3	26.0	25.8	26.4	26.8
x=12H y=6H	23.0	23.5	23.5	24.0	24.5	26.0	26.5	26.5	26.9	27.4
x=12H y=8H	23.1	23.6	23.6	24.0	24.6	26.2	26.7	26.7	27.1	27.6

Luminaire

Code 90709L018-49

Name CONCEPT LINEA 35 /E L2529 BFLEX 830 SRT

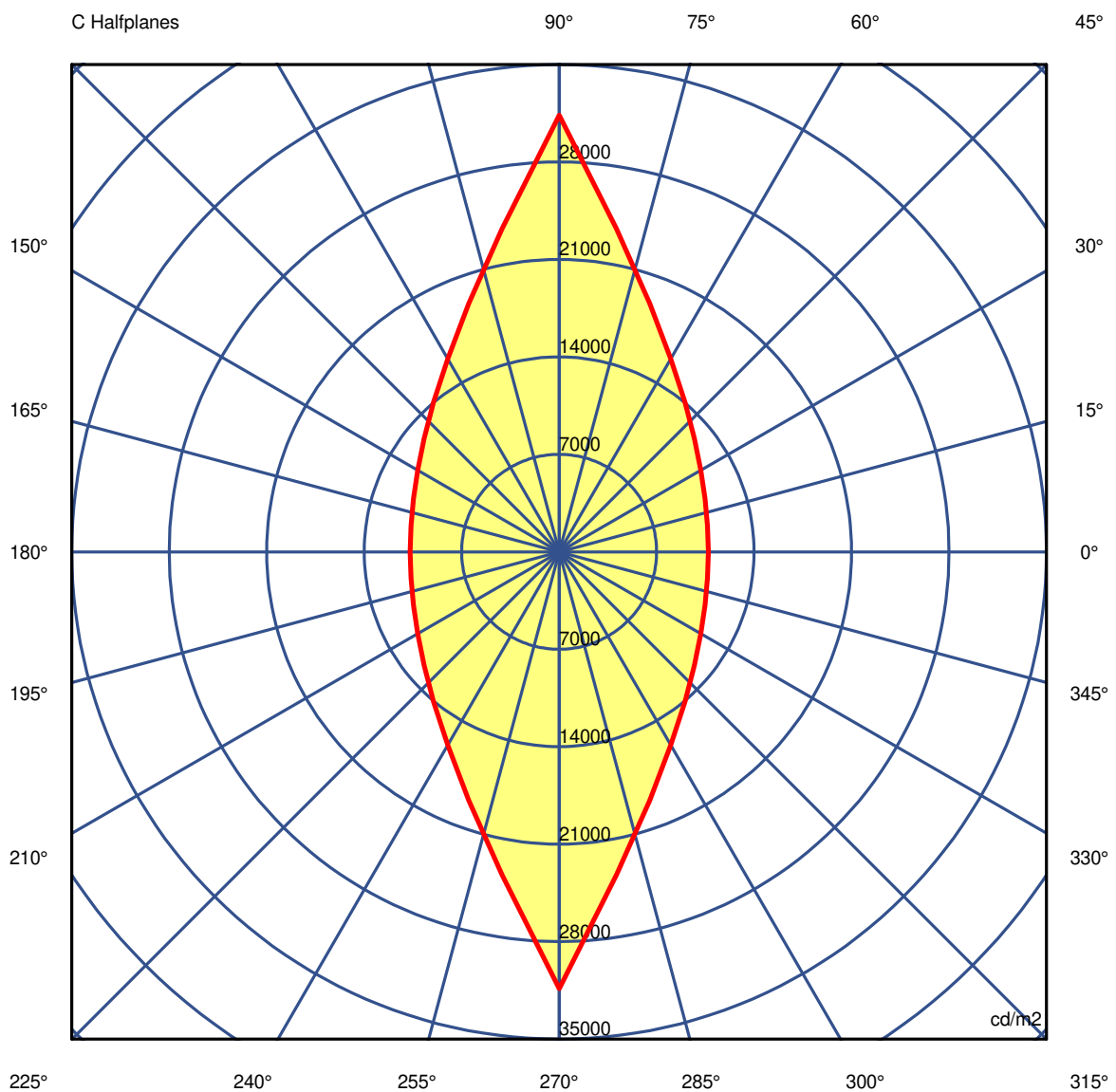
Measurem.

Code 31/7/2023

Name CONCEPT LINEA 35 /E L2529 BFLEX 830 SRT

Luminaire Flux	7165 lm	Luminaire Power	75.5 W	Efficacy	94.887 lm/W	Efficiency	62.59%
Source Flux	11448 lm	Maximum value	219.50 cd/klm	Position	C=0.00 G=0.00	CG Double Symmetrical	

Luminance



Luminaire

Code 90709L018-49

Name CONCEPT LINEA 35 /E L2529 BFLEX 830 SRT

Measurem.

Code 31/7/2023

Name CONCEPT LINEA 35 /E L2529 BFLEX 830 SRT

Luminaire Flux	7165 lm		Luminaire Power		75.5 W		Efficacy		94.887 lm/W		Efficiency		62.59%	
Source Flux	11448 lm		Maximum value		219.50 cd/klm		Position		C=0.00 G=0.00		CG		Double Symmetrical	
Luminance cd/m2 Table 1/3														
	C 0.00	C 10.00	C 20.00	C 30.00	C 40.00	C 50.00	C 60.00	C 70.00	C 80.00	C 90.00	C 100.00	C 110.00	C 120.00	
G 0.0	34262	34262	34262	34262	34262	34262	34262	34262	34262	34262	34262	34262	34262	
G 5.0	29288	29333	29516	29828	30243	30808	31521	32325	33214	34186	35214	36325	37521	
G 10.0	25445	25511	25794	26290	26976	27898	29077	30490	32132	34008	36132	38490	29077	
G 15.0	22332	22420	22770	23376	24214	25371	26890	28751	31037	33832	37037	28751	26890	
G 20.0	19754	19862	20224	20858	21801	23113	24848	27069	29905	33533	29905	27069	24848	
G 25.0	17527	17637	18014	18680	19658	21044	22934	25426	28744	33224	28744	25426	22934	
G 30.0	15562	15660	16040	16718	17713	19133	21109	23811	27538	32817	27538	23811	21109	
G 35.0	13797	13912	14283	14938	15931	17366	19388	22215	26280	32387	26280	22215	19388	
G 40.0	12224	12297	12642	13286	14248	15652	17673	20582	24938	31888	24938	20582	17673	
G 45.0	10717	10811	11138	11739	12667	14033	16028	18986	23579	31358	23579	18986	16028	
G 50.0	9327	9403	9714	10283	11140	12435	14379	17310	22044	30663	22044	17310	14379	
G 55.0	8002	8084	8363	8874	9674	10886	12723	15590	20421	29915	20421	15590	12723	
G 60.0	6754	6824	7071	7534	8251	9357	11066	13785	18623	29133	18623	13785	11066	
G 65.0	5525	5588	5800	6193	6833	7813	9341	11887	16632	28067	16632	11887	9341	
G 70.0	4336	4384	4562	4900	5428	6266	7612	9870	14355	26931	14355	9870	7612	
G 75.0	3153	3195	3342	3619	4019	4674	5767	7638	11632	25235	11632	7638	5767	
G 80.0	2008	2015	2117	2318	2595	3043	3809	5187	8359	22521	8359	5187	3809	
G 85.0	908	910	961	1062	1196	1421	1812	2509	4262	17008	4262	2509	1812	
G 90.0	267	194	201	260	262	314	460	583	991	15508	991	583	460	

Luminaire

Code 90709L018-49

Name CONCEPT LINEA 35 /E L2529 BFLEX 830 SRT

Measurem.

Code 31/7/2023

Name CONCEPT LINEA 35 /E L2529 BFLEX 830 SRT

Luminaire Flux	7165 lm		Luminaire Power		75.5 W		Efficacy		94.887 lm/W		Efficiency		62.59%	
Source Flux	11448 lm		Maximum value		219.50 cd/klm		Position		C=0.00 G=0.00		CG		Double Symmetrical	
Luminance cd/m2														
Table 2/3														
	C 130.00	C 140.00	C 150.00	C 160.00	C 170.00	C 180.00	C 190.00	C 200.00	C 210.00	C 220.00	C 230.00	C 240.00	C 250.00	
G 0.0	34262	34262	34262	34262	34262	34262	34262	34262	34262	34262	34262	34262	34262	
G 5.0	30808	30243	29828	29516	29333	29288	29333	29516	29828	30243	30808	31521	32325	
G 10.0	27898	26976	26290	25794	25511	25445	25511	25794	26290	26976	27898	29077	30490	
G 15.0	25371	24214	23376	22770	22420	22332	22420	22770	23376	24214	25371	26890	28751	
G 20.0	23113	21801	20858	20224	19862	19754	19862	20224	20858	21801	23113	24848	27069	
G 25.0	21044	19658	18680	18014	17637	17527	17637	18014	18680	19658	21044	22934	25426	
G 30.0	19133	17713	16718	16040	15660	15562	15660	16040	16718	17713	19133	21109	23811	
G 35.0	17366	15931	14938	14283	13912	13797	13912	14283	14938	15931	17366	19388	22215	
G 40.0	15652	14248	13286	12642	12297	12224	12297	12642	13286	14248	15652	17673	20582	
G 45.0	14033	12667	11739	11138	10811	10717	10811	11138	11739	12667	14033	16028	18986	
G 50.0	12435	11140	10283	9714	9403	9327	9403	9714	10283	11140	12435	14379	17310	
G 55.0	10886	9674	8874	8363	8084	8002	8084	8363	8874	9674	10886	12723	15590	
G 60.0	9357	8251	7534	7071	6824	6754	6824	7071	7534	8251	9357	11066	13785	
G 65.0	7813	6833	6193	5800	5588	5525	5588	5800	6193	6833	7813	9341	11887	
G 70.0	6266	5428	4900	4562	4384	4336	4384	4562	4900	5428	6266	7612	9870	
G 75.0	4674	4019	3619	3342	3195	3153	3195	3342	3619	4019	4674	5767	7638	
G 80.0	3043	2595	2318	2117	2015	2008	2015	2117	2318	2595	3043	3809	5187	
G 85.0	1421	1196	1062	961	910	908	910	961	1062	1196	1421	1812	2509	
G 90.0	314	262	260	201	194	267	194	201	260	262	314	460	583	

Luminaire

Code 90709L018-49

Name CONCEPT LINEA 35 /E L2529 BFLEX 830 SRT

Measurem.

Code 31/7/2023

Name CONCEPT LINEA 35 /E L2529 BFLEX 830 SRT

Luminaire Flux	7165 lm	Luminaire Power	75.5 W	Efficacy	94.887 lm/W	Efficiency	62.59%
Source Flux	11448 lm	Maximum value	219.50 cd/klm	Position	C=0.00 G=0.00	CG	Double Symmetrical

Luminance cd/m2 Table 3/3

	C 260.00	C 270.00	C 280.00	C 290.00	C 300.00	C 310.00	C 320.00	C 330.00	C 340.00	C 350.00
G 0.0	34262	34262	34262	34262	34262	34262	34262	34262	34262	34262
G 5.0	33214	34186	33214	32325	31521	30808	30243	29828	29516	29333
G 10.0	32132	34008	32132	30490	29077	27898	26976	26290	25794	25511
G 15.0	31037	33832	31037	28751	26890	25371	24214	23376	22770	22420
G 20.0	29905	33533	29905	27069	24848	23113	21801	20858	20224	19862
G 25.0	28744	33224	28744	25426	22934	21044	19658	18680	18014	17637
G 30.0	27538	32817	27538	23811	21109	19133	17713	16718	16040	15660
G 35.0	26280	32387	26280	22215	19388	17366	15931	14938	14283	13912
G 40.0	24938	31888	24938	20582	17673	15652	14248	13286	12642	12297
G 45.0	23579	31358	23579	18986	16028	14033	12667	11739	11138	10811
G 50.0	22044	30663	22044	17310	14379	12435	11140	10283	9714	9403
G 55.0	20421	29915	20421	15590	12723	10886	9674	8874	8363	8084
G 60.0	18623	29133	18623	13785	11066	9357	8251	7534	7071	6824
G 65.0	16632	28067	16632	11887	9341	7813	6833	6193	5800	5588
G 70.0	14355	26931	14355	9870	7612	6266	5428	4900	4562	4384
G 75.0	11632	25235	11632	7638	5767	4674	4019	3619	3342	3195
G 80.0	8359	22521	8359	5187	3809	3043	2595	2318	2117	2015
G 85.0	4262	17008	4262	2509	1812	1421	1196	1062	961	910
G 90.0	991	15508	991	583	460	314	262	260	201	194