

Luminaire

Code 90715L550

Name ROFY 60 SQ D/I L0550W550 GCONTROL+ K3 830 LO

Measurem.

Code 9/8/2023

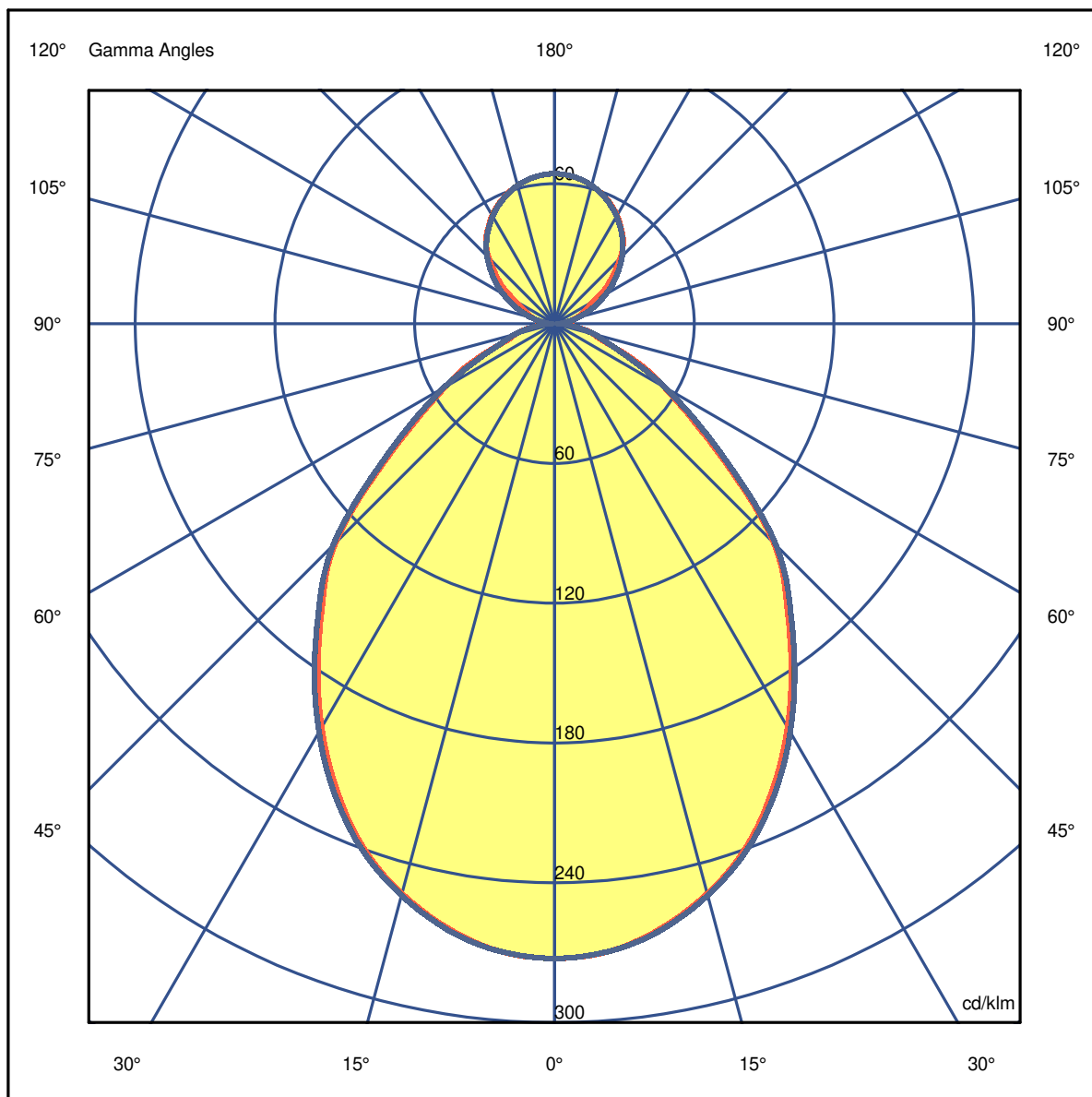
Name ROFY 60 SQ D/I L0550W550 GCONTROL+ K3 830 LO

Luminaire Flux	5457 lm	Luminaire Power	46.1 W	Efficacy	118.295 lm/W	Efficiency	70.98%
Source Flux	7688 lm	Maximum value	272.60 cd/klm	Position	C=0.00 G=0.00	CG	Double Symmetrical

550mm x 550mm

C Halfplanes

180.0 ————— 0.0
270.0 ————— 90.0



Luminaire

Code 90715L550

Name ROFY 60 SQ D/I L0550W550 GCONTROL+ K3 830 LO

Measurem.

Code 9/8/2023

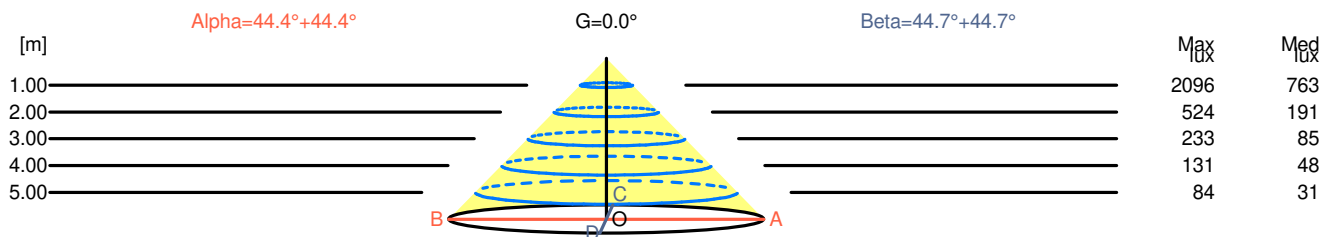
Name ROFY 60 SQ D/I L0550W550 GCONTROL+ K3 830 LO

Luminaire Flux	5457 lm	Luminaire Power	46.1 W	Efficacy	118.295 lm/W	Efficiency	70.98%
Source Flux	7688 lm	Maximum value	272.60 cd/klm	Position	C=0.00 G=0.00	CG	Double Symmetrical

Width at 50.00 % of Max Intensity

H[m]	1.00	2.00	3.00	4.00	5.00	H[m]	1.00	2.00	3.00	4.00	5.00
OA	0.98	1.96	2.94	3.92	4.90	OC	0.99	1.98	2.97	3.95	4.94
OB	0.98	1.96	2.94	3.92	4.90	OD	0.99	1.98	2.97	3.95	4.94

	0	5	15	25	35	45	55	65	75	85
OA	2095.75	2078.84	1947.37	1699.82	1362.31	1024.04	561.99	301.37	134.54	46.90
OB	2095.75	2078.84	1947.37	1699.82	1362.31	1024.04	561.99	301.37	134.54	46.90
OC	2095.75	2078.84	1952.75	1715.96	1381.53	1034.80	581.98	280.61	138.38	39.21
OD	2095.75	2078.84	1952.75	1715.96	1381.53	1034.80	581.98	280.61	138.38	39.21



H[m]	D[m]	Max lux	Med lux	Alpha=44.4°+44.4°	G=0.0	
1.00	1.96	2096	763			
2.00	3.92	524	191			
3.00	5.88	233	85			
4.00	7.83	131	48			
5.00	9.79	84	31			

H[m]	D[m]	Max lux	Med lux	Beta=44.7°+44.7°	G=0.0	
1.00	1.98	2096	763			
2.00	3.95	524	191			
3.00	5.93	233	85			
4.00	7.91	131	48			
5.00	9.89	84	31			

Luminaire

Code 90715L550

Name ROFY 60 SQ D/I L0550W550 GCONTROL+ K3 830 LO

Measurem.

Code 9/8/2023

Name ROFY 60 SQ D/I L0550W550 GCONTROL+ K3 830 LO

Luminaire Flux	5457 lm	Luminaire Power	46.1 W	Efficacy	118.295 lm/W	Efficiency	70.98%
Source Flux	7688 lm	Maximum value	272.60 cd/klm	Position	C=0.00 G=0.00	CG	Double Symmetrical

UGR
S = 0.250

Reflectancies										
Ceiling/Cavity	0.7	0.7	0.5	0.5	0.3	0.7	0.7	0.5	0.5	0.3
Walls	0.5	0.3	0.5	0.3	0.3	0.5	0.3	0.5	0.3	0.3
Working Plane	0.2	0.2	0.2	0.2	0.2	0.2	0.2	0.2	0.2	0.2
Room Dimensions										
Room Dimensions	Lateral View					Viewed Endwise				
x=2H y=2H	14.1	15.0	14.7	15.6	16.3	14.2	15.2	14.9	15.7	16.4
x=2H y=3H	14.7	15.5	15.3	16.1	16.8	14.7	15.6	15.4	16.2	16.9
x=2H y=4H	14.9	15.6	15.5	16.3	17.0	14.9	15.7	15.6	16.3	17.1
x=2H y=6H	15.0	15.7	15.7	16.3	17.1	15.0	15.7	15.7	16.4	17.2
x=2H y=8H	15.0	15.7	15.7	16.3	17.1	15.1	15.7	15.7	16.4	17.2
x=2H y=12H	15.0	15.7	15.7	16.3	17.1	15.1	15.7	15.8	16.4	17.2
x=4H y=2H	14.2	14.9	14.8	15.6	16.3	14.3	15.0	14.9	15.7	16.4
x=4H y=3H	14.8	15.5	15.5	16.1	16.9	14.9	15.5	15.6	16.2	17.0
x=4H y=4H	15.1	15.7	15.8	16.4	17.2	15.2	15.7	15.9	16.4	17.2
x=4H y=6H	15.3	15.8	16.1	16.6	17.4	15.4	15.9	16.2	16.6	17.4
x=4H y=8H	15.4	15.9	16.2	16.6	17.5	15.5	15.9	16.2	16.6	17.5
x=4H y=12H	15.5	15.9	16.2	16.6	17.5	15.5	15.9	16.3	16.6	17.5
x=8H y=4H	15.1	15.6	15.9	16.3	17.2	15.2	15.6	15.9	16.4	17.2
x=8H y=6H	15.4	15.8	16.2	16.6	17.5	15.5	15.8	16.3	16.6	17.5
x=8H y=8H	15.6	15.9	16.4	16.7	17.6	15.6	15.9	16.4	16.7	17.6
x=8H y=12H	15.7	16.0	16.5	16.8	17.7	15.7	16.0	16.5	16.8	17.7
x=12H y=4H	15.1	15.5	15.9	16.2	17.1	15.2	15.5	15.9	16.3	17.2
x=12H y=6H	15.5	15.8	16.3	16.5	17.5	15.5	15.8	16.3	16.6	17.5
x=12H y=8H	15.6	15.9	16.4	16.7	17.6	15.6	15.9	16.4	16.7	17.7

Luminaire

Code 90715L550

Name ROFY 60 SQ D/I L0550W550 GCONTROL+ K3 830 LO

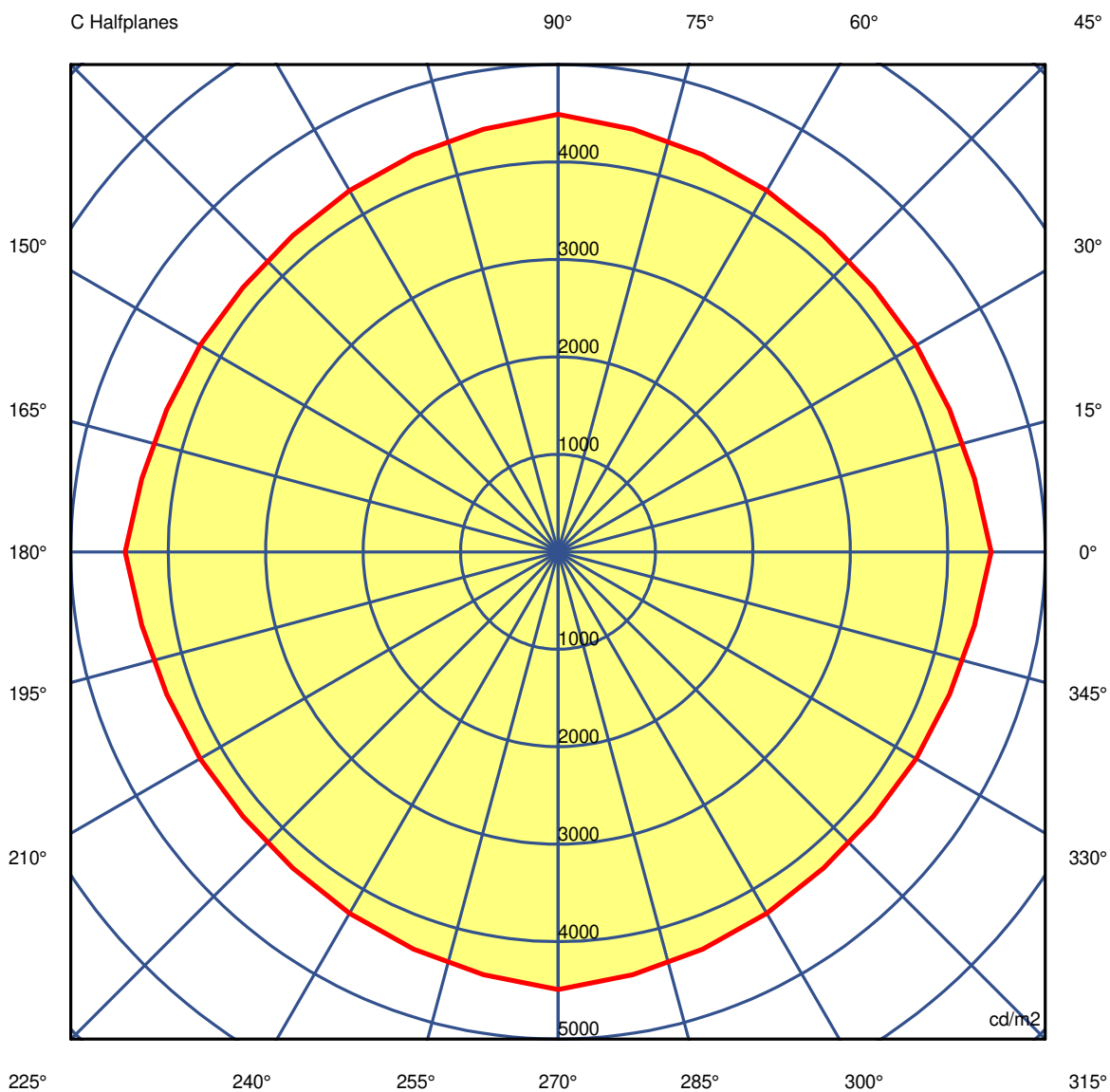
Measurem.

Code 9/8/2023

Name ROFY 60 SQ D/I L0550W550 GCONTROL+ K3 830 LO

Luminaire Flux	5457 lm	Luminaire Power	46.1 W	Efficacy	118.295 lm/W	Efficiency	70.98%
Source Flux	7688 lm	Maximum value	272.60 cd/klm	Position	C=0.00 G=0.00	CG Double Symmetrical	

Luminance



45.0°

Luminaire

Code 90715L550

Name ROFY 60 SQ D/I L0550W550 GCONTROL+ K3 830 LO

Measurement

Code 9/8/2023

Name ROFY 60 SQ D/I L0550W550 GCONTROL+ K3 830 LO

Luminaire Flux	5457 lm		Luminaire Power		46.1 W		Efficacy		118.295 lm/W		Efficiency		70.98%	
Source Flux	7688 lm		Maximum value		272.60 cd/klm		Position		C=0.00 G=0.00		CG		Double Symmetrical	
Luminance cd/m2 Table 1/3														
	C 0.00	C 10.00	C 20.00	C 30.00	C 40.00	C 50.00	C 60.00	C 70.00	C 80.00	C 90.00	C 100.00	C 110.00	C 120.00	
G 0.0	7461	7461	7461	7461	7461	7461	7461	7461	7461	7461	7461	7461	7461	
G 5.0	7326	7307	7296	7289	7281	7280	7289	7300	7312	7326	7312	7300	7289	
G 10.0	7122	7092	7071	7056	7045	7048	7064	7083	7107	7141	7107	7083	7064	
G 15.0	6881	6830	6795	6774	6760	6764	6790	6822	6858	6900	6858	6822	6790	
G 20.0	6594	6523	6470	6433	6414	6423	6458	6505	6560	6624	6560	6505	6458	
G 25.0	6212	6140	6088	6055	6040	6047	6083	6136	6199	6271	6199	6136	6083	
G 30.0	5785	5674	5626	5631	5635	5648	5675	5713	5772	5854	5772	5713	5675	
G 35.0	5323	5243	5201	5188	5183	5199	5232	5260	5315	5398	5315	5260	5232	
G 40.0	4875	4794	4740	4714	4712	4729	4759	4801	4861	4947	4861	4801	4759	
G 45.0	4443	4338	4273	4242	4223	4237	4283	4339	4406	4490	4406	4339	4283	
G 50.0	3585	3564	3549	3478	3322	3355	3555	3624	3634	3671	3634	3624	3555	
G 55.0	2838	3021	2863	2435	2124	2085	2370	2883	3114	2939	3114	2883	2370	
G 60.0	2318	2240	2014	1643	1686	1717	1734	2098	2367	2352	2367	2098	1734	
G 65.0	1889	1791	1575	1287	1394	1431	1357	1583	1776	1759	1776	1583	1357	
G 70.0	1283	1377	1360	1224	1067	1073	1224	1325	1352	1339	1352	1325	1224	
G 75.0	1158	1145	1047	931	945	956	960	1056	1148	1191	1148	1056	960	
G 80.0	900	904	894	872	857	857	872	885	883	867	883	885	872	
G 85.0	676	696	688	645	590	584	627	652	630	565	630	652	627	
G 90.0	614	512	441	387	344	309	275	239	209	188	209	239	275	

Luminaire

Code 90715L550

Name ROFY 60 SQ D/I L0550W550 GCONTROL+ K3 830 LO

Measurement

Code 9/8/2023

Name ROFY 60 SQ D/I L0550W550 GCONTROL+ K3 830 LO

Luminaire Flux	5457 lm	Luminaire Power		46.1 W		Efficacy		118.295 lm/W		Efficiency		70.98%	
Source Flux	7688 lm	Maximum value		272.60 cd/klm		Position		C=0.00 G=0.00		CG		Double Symmetrical	
Luminance cd/m2 Table 2/3													
	C 130.00	C 140.00	C 150.00	C 160.00	C 170.00	C 180.00	C 190.00	C 200.00	C 210.00	C 220.00	C 230.00	C 240.00	C 250.00
G 0.0	7461	7461	7461	7461	7461	7461	7461	7461	7461	7461	7461	7461	7461
G 5.0	7280	7281	7289	7296	7307	7326	7307	7296	7289	7281	7280	7289	7300
G 10.0	7048	7045	7056	7071	7092	7122	7092	7071	7056	7045	7048	7064	7083
G 15.0	6764	6760	6774	6795	6830	6881	6830	6795	6774	6760	6764	6790	6822
G 20.0	6423	6414	6433	6470	6523	6594	6523	6470	6433	6414	6423	6458	6505
G 25.0	6047	6040	6055	6088	6140	6212	6140	6088	6055	6040	6047	6083	6136
G 30.0	5648	5635	5631	5626	5674	5785	5674	5626	5631	5635	5648	5675	5713
G 35.0	5199	5183	5188	5201	5243	5323	5243	5201	5188	5183	5199	5232	5260
G 40.0	4729	4712	4714	4740	4794	4875	4794	4740	4714	4712	4729	4759	4801
G 45.0	4237	4223	4242	4273	4338	4443	4338	4273	4242	4223	4237	4283	4339
G 50.0	3355	3322	3478	3549	3564	3585	3564	3549	3478	3322	3355	3555	3624
G 55.0	2085	2124	2435	2863	3021	2838	3021	2863	2435	2124	2085	2370	2883
G 60.0	1717	1686	1643	2014	2240	2318	2240	2014	1643	1686	1717	1734	2098
G 65.0	1431	1394	1287	1575	1791	1889	1791	1575	1287	1394	1431	1357	1583
G 70.0	1073	1067	1224	1360	1377	1283	1377	1360	1224	1067	1073	1224	1325
G 75.0	956	945	931	1047	1145	1158	1145	1047	931	945	956	960	1056
G 80.0	857	857	872	894	904	900	904	894	872	857	857	872	885
G 85.0	584	590	645	688	696	676	696	688	645	590	584	627	652
G 90.0	309	344	387	441	512	614	512	441	387	344	309	275	239

Luminaire

Code 90715L550

Name ROFY 60 SQ D/I L0550W550 GCONTROL+ K3 830 LO

Measurem.

Code 9/8/2023

Name ROFY 60 SQ D/I L0550W550 GCONTROL+ K3 830 LO

Luminaire Flux	5457 lm	Luminaire Power	46.1 W	Efficacy	118.295 lm/W	Efficiency	70.98%
Source Flux	7688 lm	Maximum value	272.60 cd/klm	Position	C=0.00 G=0.00	CG	Double Symmetrical

Luminance cd/m2 Table 3/3

	C 260.00	C 270.00	C 280.00	C 290.00	C 300.00	C 310.00	C 320.00	C 330.00	C 340.00	C 350.00
G 0.0	7461	7461	7461	7461	7461	7461	7461	7461	7461	7461
G 5.0	7312	7326	7312	7300	7289	7280	7281	7289	7296	7307
G 10.0	7107	7141	7107	7083	7064	7048	7045	7056	7071	7092
G 15.0	6858	6900	6858	6822	6790	6764	6760	6774	6795	6830
G 20.0	6560	6624	6560	6505	6458	6423	6414	6433	6470	6523
G 25.0	6199	6271	6199	6136	6083	6047	6040	6055	6088	6140
G 30.0	5772	5854	5772	5713	5675	5648	5635	5631	5626	5674
G 35.0	5315	5398	5315	5260	5232	5199	5183	5188	5201	5243
G 40.0	4861	4947	4861	4801	4759	4729	4712	4714	4740	4794
G 45.0	4406	4490	4406	4339	4283	4237	4223	4242	4273	4338
G 50.0	3634	3671	3634	3624	3555	3355	3322	3478	3549	3564
G 55.0	3114	2939	3114	2883	2370	2085	2124	2435	2863	3021
G 60.0	2367	2352	2367	2098	1734	1717	1686	1643	2014	2240
G 65.0	1776	1759	1776	1583	1357	1431	1394	1287	1575	1791
G 70.0	1352	1339	1352	1325	1224	1073	1067	1224	1360	1377
G 75.0	1148	1191	1148	1056	960	956	945	931	1047	1145
G 80.0	883	867	883	885	872	857	857	872	894	904
G 85.0	630	565	630	652	627	584	590	645	688	696
G 90.0	209	188	209	239	275	309	344	387	441	512