

Luminaire

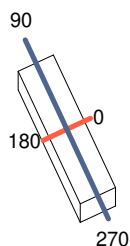
Code 90716L102
Name ROFY 60 SQ D/I L1078W286 LIGHT+ 830 HO

Measurem.

Code 8/8/2023
Name ROFY 60 SQ D/I L1078W286 LIGHT+ 830 HO

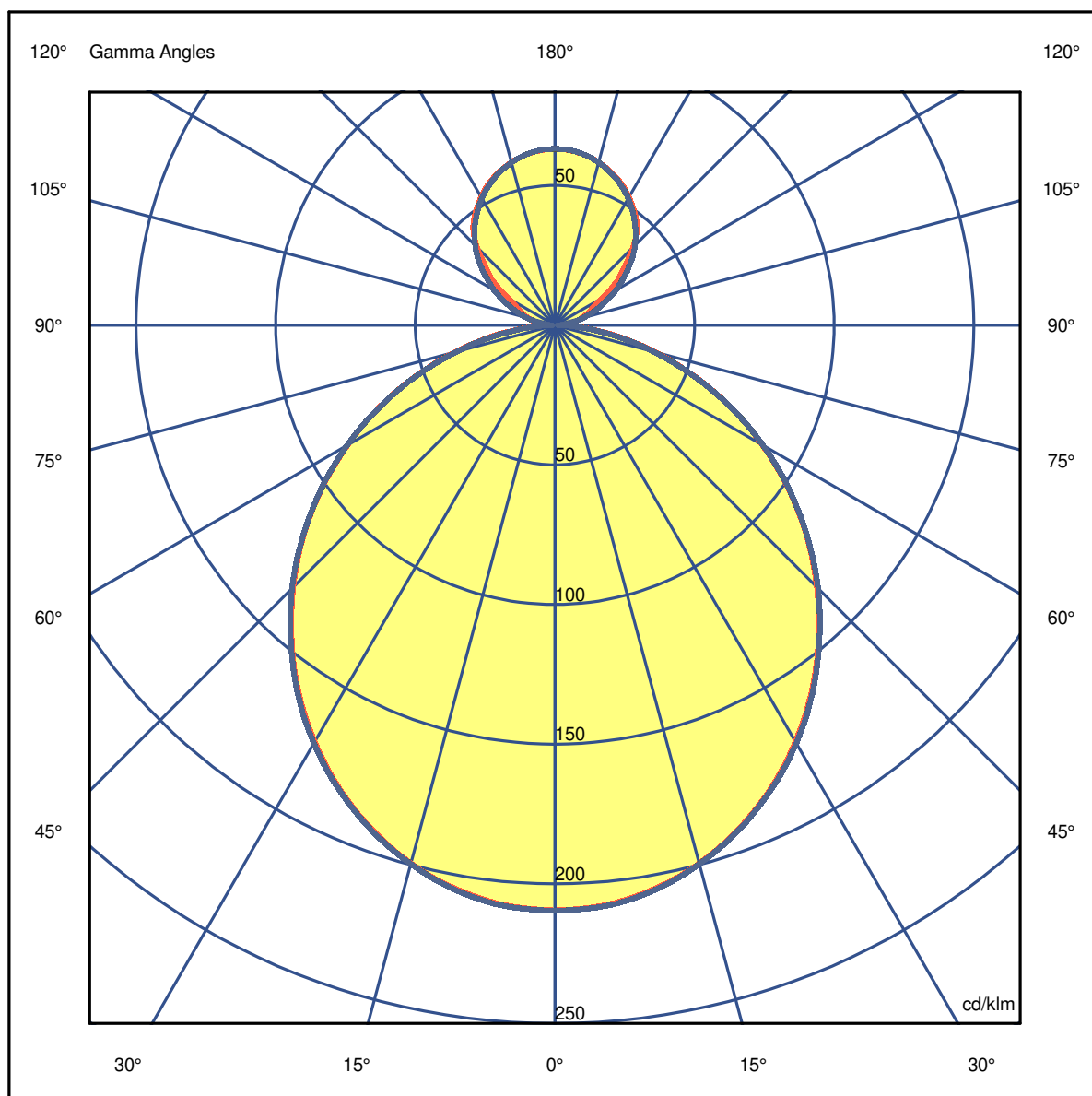
Luminaire Flux	7936 lm	Luminaire Power	60.1 W	Efficacy	132.044 lm/W	Efficiency	74.36%
Source Flux	10672 lm	Maximum value	209.50 cd/klm	Position	C=0.00 G=0.00	CG	Double Symmetrical

1078mm x 286mm



C Halfplanes

180.0 ————— 0.0
270.0 ————— 90.0



Luminaire

Code 90716L102
Name ROFY 60 SQ D/I L1078W286 LIGHT+ 830 HO

Measurem.

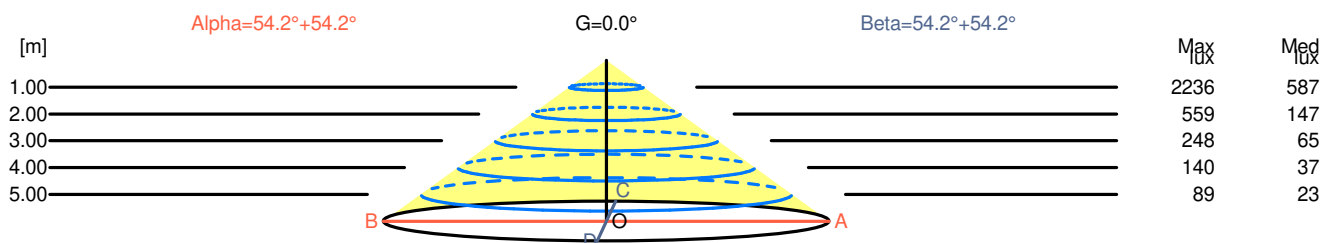
Code 8/8/2023
Name ROFY 60 SQ D/I L1078W286 LIGHT+ 830 HO

Luminaire Flux	7936 lm	Luminaire Power	60.1 W	Efficacy	132.044 lm/W	Efficiency	74.36%
Source Flux	10672 lm	Maximum value	209.50 cd/klm	Position	C=0.00 G=0.00	CG	Double Symmetrical

Width at 50.00 % of Max Intensity

H[m]	1.00	2.00	3.00	4.00	5.00	H[m]	1.00	2.00	3.00	4.00	5.00
OA	1.38	2.77	4.15	5.54	6.92	OC	1.39	2.78	4.16	5.55	6.94
OB	1.38	2.77	4.15	5.54	6.92	OD	1.39	2.78	4.16	5.55	6.94

	0	5	15	25	35	45	55	65	75	85
OA	2235.78	2222.98	2129.06	1951.91	1709.65	1415.11	1089.61	741.70	394.86	107.79
OB	2235.78	2222.98	2129.06	1951.91	1709.65	1415.11	1089.61	741.70	394.86	107.79
OC	2235.78	2227.25	2131.20	1956.18	1714.99	1421.51	1091.75	740.64	387.39	96.05
OD	2235.78	2227.25	2131.20	1956.18	1714.99	1421.51	1091.75	740.64	387.39	96.05



H[m]	D[m]	Max lux	Med lux	Alpha=54.2°+54.2°	G=0.0
1.00	2.77	2236	587		
2.00	5.54	559	147		
3.00	8.31	248	65		
4.00	11.08	140	37		
5.00	13.85	89	23		

H[m]	D[m]	Max lux	Med lux	Beta=54.2°+54.2°	G=0.0
1.00	2.78	2236	587		
2.00	5.55	559	147		
3.00	8.33	248	65		
4.00	11.10	140	37		
5.00	13.88	89	23		

Luminaire

Code 90716L102

Name ROFY 60 SQ D/I L1078W286 LIGHT+ 830 HO

Measurem.

Code 8/8/2023

Name ROFY 60 SQ D/I L1078W286 LIGHT+ 830 HO

Luminaire Flux	7936 lm	Luminaire Power	60.1 W	Efficacy	132.044 lm/W	Efficiency	74.36%
Source Flux	10672 lm	Maximum value	209.50 cd/klm	Position	C=0.00 G=0.00	CG	Double Symmetrical

UGR
S = 0.250

Reflectancies										
Ceiling/Cavity	0.7	0.7	0.5	0.5	0.3	0.7	0.7	0.5	0.5	0.3
Walls	0.5	0.3	0.5	0.3	0.3	0.5	0.3	0.5	0.3	0.3
Working Plane	0.2	0.2	0.2	0.2	0.2	0.2	0.2	0.2	0.2	0.2
Room Dimensions	Lateral View					Viewed Endwise				
x=2H y=2H	16.5	17.6	17.1	18.1	18.8	17.1	18.1	17.7	18.7	19.4
x=2H y=3H	17.7	18.6	18.3	19.3	20.0	18.4	19.4	19.1	20.0	20.7
x=2H y=4H	18.1	19.0	18.8	19.6	20.4	18.9	19.8	19.6	20.4	21.2
x=2H y=6H	18.4	19.2	19.0	19.8	20.6	19.3	20.1	19.9	20.7	21.5
x=2H y=8H	18.4	19.2	19.1	19.9	20.6	19.3	20.1	20.0	20.8	21.5
x=2H y=12H	18.4	19.1	19.1	19.8	20.6	19.4	20.1	20.0	20.8	21.6
x=4H y=2H	17.0	17.9	17.7	18.5	19.3	17.5	18.4	18.1	19.0	19.7
x=4H y=3H	18.4	19.1	19.1	19.8	20.6	19.0	19.7	19.7	20.4	21.2
x=4H y=4H	18.9	19.5	19.6	20.2	21.1	19.6	20.2	20.3	20.9	21.8
x=4H y=6H	19.2	19.8	20.0	20.5	21.4	20.0	20.6	20.7	21.3	22.1
x=4H y=8H	19.3	19.8	20.1	20.6	21.4	20.1	20.6	20.9	21.4	22.2
x=4H y=12H	19.3	19.8	20.1	20.6	21.4	20.2	20.7	21.0	21.4	22.3
x=8H y=4H	19.1	19.6	19.8	20.3	21.2	19.7	20.2	20.5	20.9	21.8
x=8H y=6H	19.5	19.9	20.3	20.7	21.6	20.2	20.6	21.0	21.4	22.3
x=8H y=8H	19.6	20.0	20.4	20.8	21.7	20.4	20.7	21.2	21.5	22.4
x=8H y=12H	19.7	20.0	20.5	20.8	21.7	20.5	20.8	21.3	21.6	22.5
x=12H y=4H	19.0	19.5	19.8	20.3	21.1	19.7	20.1	20.4	20.9	21.8
x=12H y=6H	19.5	19.9	20.3	20.6	21.5	20.2	20.6	21.0	21.3	22.2
x=12H y=8H	19.6	19.9	20.4	20.7	21.7	20.4	20.7	21.2	21.5	22.4

Luminaire

Code 90716L102

Name ROFY 60 SQ D/I L1078W286 LIGHT+ 830 HO

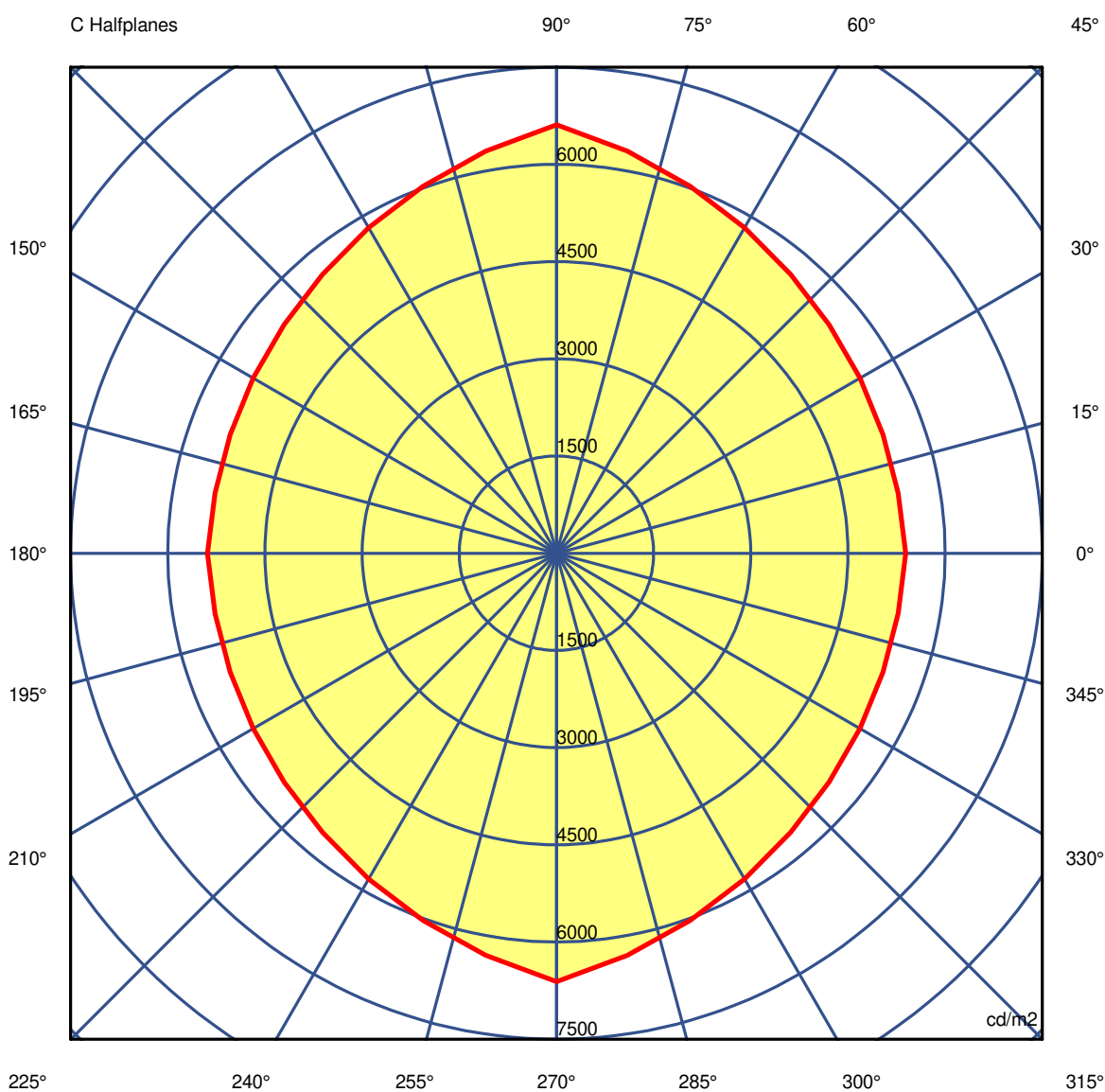
Measurem.

Code 8/8/2023

Name ROFY 60 SQ D/I L1078W286 LIGHT+ 830 HO

Luminaire Flux	7936 lm	Luminaire Power	60.1 W	Efficacy	132.044 lm/W	Efficiency	74.36%
Source Flux	10672 lm	Maximum value	209.50 cd/klm	Position	C=0.00 G=0.00	CG Double Symmetrical	

Luminance



45.0°

Luminaire

Code 90716L102

Name ROFY 60 SQ D/I L1078W286 LIGHT+ 830 HO

Measurement

Code 8/8/2023

Name ROFY 60 SQ D/I L1078W286 LIGHT+ 830 HO

Luminaire Flux	7936 lm		Luminaire Power		60.1 W		Efficacy		132.044 lm/W		Efficiency		74.36%	
Source Flux	10672 lm		Maximum value		209.50 cd/klm		Position		C=0.00 G=0.00		CG		Double Symmetrical	
Luminance cd/m2														
Table 1/3														
	C 0.00	C 10.00	C 20.00	C 30.00	C 40.00	C 50.00	C 60.00	C 70.00	C 80.00	C 90.00	C 100.00	C 110.00	C 120.00	
G 0.0	7944	7944	7944	7944	7944	7944	7944	7944	7944	7944	7944	7944	7944	
G 5.0	7713	7717	7718	7719	7726	7746	7777	7812	7850	7889	7850	7812	7777	
G 10.0	7469	7463	7467	7480	7503	7537	7583	7645	7717	7795	7717	7645	7583	
G 15.0	7214	7207	7211	7226	7254	7308	7386	7474	7570	7675	7570	7474	7386	
G 20.0	6941	6929	6933	6954	7001	7069	7159	7273	7402	7540	7402	7273	7159	
G 25.0	6660	6641	6647	6675	6727	6813	6928	7059	7213	7393	7213	7059	6928	
G 30.0	6366	6346	6351	6381	6443	6537	6666	6829	7019	7231	7019	6829	6666	
G 35.0	6060	6032	6035	6069	6139	6254	6406	6581	6791	7043	6791	6581	6406	
G 40.0	5730	5705	5711	5748	5825	5950	6119	6319	6554	6831	6554	6319	6119	
G 45.0	5389	5355	5362	5408	5490	5619	5802	6031	6301	6612	6301	6031	5802	
G 50.0	5029	4996	5001	5044	5135	5273	5462	5707	6004	6353	6004	5707	5462	
G 55.0	4635	4594	4598	4647	4746	4892	5090	5349	5673	6067	5673	5349	5090	
G 60.0	4189	4147	4155	4211	4303	4450	4663	4940	5289	5726	5289	4940	4663	
G 65.0	3700	3658	3661	3707	3802	3956	4174	4455	4826	5312	4826	4455	4174	
G 70.0	3117	3070	3078	3135	3228	3379	3598	3876	4252	4768	4252	3876	3598	
G 75.0	2472	2435	2434	2470	2565	2705	2897	3177	3562	4092	3562	3177	2897	
G 80.0	1763	1731	1727	1741	1792	1897	2069	2325	2700	3270	2700	2325	2069	
G 85.0	945	924	915	913	948	1010	1105	1275	1555	2041	1555	1275	1105	
G 90.0	439	410	402	407	404	404	413	418	446	566	446	418	413	

Luminaire

Code 90716L102

Name ROFY 60 SQ D/I L1078W286 LIGHT+ 830 HO

Measurement

Code 8/8/2023

Name ROFY 60 SQ D/I L1078W286 LIGHT+ 830 HO

Luminaire Flux	7936 lm		Luminaire Power		60.1 W		Efficacy		132.044 lm/W		Efficiency		74.36%	
Source Flux	10672 lm		Maximum value		209.50 cd/klm		Position		C=0.00 G=0.00		CG		Double Symmetrical	
Luminance cd/m2														
Table 2/3														
	C 130.00	C 140.00	C 150.00	C 160.00	C 170.00	C 180.00	C 190.00	C 200.00	C 210.00	C 220.00	C 230.00	C 240.00	C 250.00	
G 0.0	7944	7944	7944	7944	7944	7944	7944	7944	7944	7944	7944	7944	7944	
G 5.0	7746	7726	7719	7718	7717	7713	7717	7718	7719	7726	7746	7777	7812	
G 10.0	7537	7503	7480	7467	7463	7469	7463	7467	7480	7503	7537	7583	7645	
G 15.0	7308	7254	7226	7211	7207	7214	7207	7211	7226	7254	7308	7386	7474	
G 20.0	7069	7001	6954	6933	6929	6941	6929	6933	6954	7001	7069	7159	7273	
G 25.0	6813	6727	6675	6647	6641	6660	6641	6647	6675	6727	6813	6928	7059	
G 30.0	6537	6443	6381	6351	6346	6366	6346	6351	6381	6443	6537	6666	6829	
G 35.0	6254	6139	6069	6035	6032	6060	6032	6035	6069	6139	6254	6406	6581	
G 40.0	5950	5825	5748	5711	5705	5730	5705	5711	5748	5825	5950	6119	6319	
G 45.0	5619	5490	5408	5362	5355	5389	5355	5362	5408	5490	5619	5802	6031	
G 50.0	5273	5135	5044	5001	4996	5029	4996	5001	5044	5135	5273	5462	5707	
G 55.0	4892	4746	4647	4598	4594	4635	4594	4598	4647	4746	4892	5090	5349	
G 60.0	4450	4303	4211	4155	4147	4189	4147	4155	4211	4303	4450	4663	4940	
G 65.0	3956	3802	3707	3661	3658	3700	3658	3661	3707	3802	3956	4174	4455	
G 70.0	3379	3228	3135	3078	3070	3117	3070	3078	3135	3228	3379	3598	3876	
G 75.0	2705	2565	2470	2434	2435	2472	2435	2434	2470	2565	2705	2897	3177	
G 80.0	1897	1792	1741	1727	1731	1763	1731	1727	1741	1792	1897	2069	2325	
G 85.0	1010	948	913	915	924	945	924	915	913	948	1010	1105	1275	
G 90.0	404	404	407	402	410	439	410	402	407	404	404	413	418	

Luminaire

Code 90716L102

Name ROFY 60 SQ D/I L1078W286 LIGHT+ 830 HO

Measurem.

Code 8/8/2023

Name ROFY 60 SQ D/I L1078W286 LIGHT+ 830 HO

Luminaire Flux	7936 lm	Luminaire Power	60.1 W	Efficacy	132.044 lm/W	Efficiency	74.36%
Source Flux	10672 lm	Maximum value	209.50 cd/klm	Position	C=0.00 G=0.00	CG	Double Symmetrical

Luminance cd/m2 Table 3/3

	C 260.00	C 270.00	C 280.00	C 290.00	C 300.00	C 310.00	C 320.00	C 330.00	C 340.00	C 350.00
G 0.0	7944	7944	7944	7944	7944	7944	7944	7944	7944	7944
G 5.0	7850	7889	7850	7812	7777	7746	7726	7719	7718	7717
G 10.0	7717	7795	7717	7645	7583	7537	7503	7480	7467	7463
G 15.0	7570	7675	7570	7474	7386	7308	7254	7226	7211	7207
G 20.0	7402	7540	7402	7273	7159	7069	7001	6954	6933	6929
G 25.0	7213	7393	7213	7059	6928	6813	6727	6675	6647	6641
G 30.0	7019	7231	7019	6829	6666	6537	6443	6381	6351	6346
G 35.0	6791	7043	6791	6581	6406	6254	6139	6069	6035	6032
G 40.0	6554	6831	6554	6319	6119	5950	5825	5748	5711	5705
G 45.0	6301	6612	6301	6031	5802	5619	5490	5408	5362	5355
G 50.0	6004	6353	6004	5707	5462	5273	5135	5044	5001	4996
G 55.0	5673	6067	5673	5349	5090	4892	4746	4647	4598	4594
G 60.0	5289	5726	5289	4940	4663	4450	4303	4211	4155	4147
G 65.0	4826	5312	4826	4455	4174	3956	3802	3707	3661	3658
G 70.0	4252	4768	4252	3876	3598	3379	3228	3135	3078	3070
G 75.0	3562	4092	3562	3177	2897	2705	2565	2470	2434	2435
G 80.0	2700	3270	2700	2325	2069	1897	1792	1741	1727	1731
G 85.0	1555	2041	1555	1275	1105	1010	948	913	915	924
G 90.0	446	566	446	418	413	404	404	407	402	410