

**Luminaire**

Code 90718L550

Name ROFY 60 SQ L0550W550 GCONTROL+ K3 840 HO

**Measurem.**

Code 9/8/2023

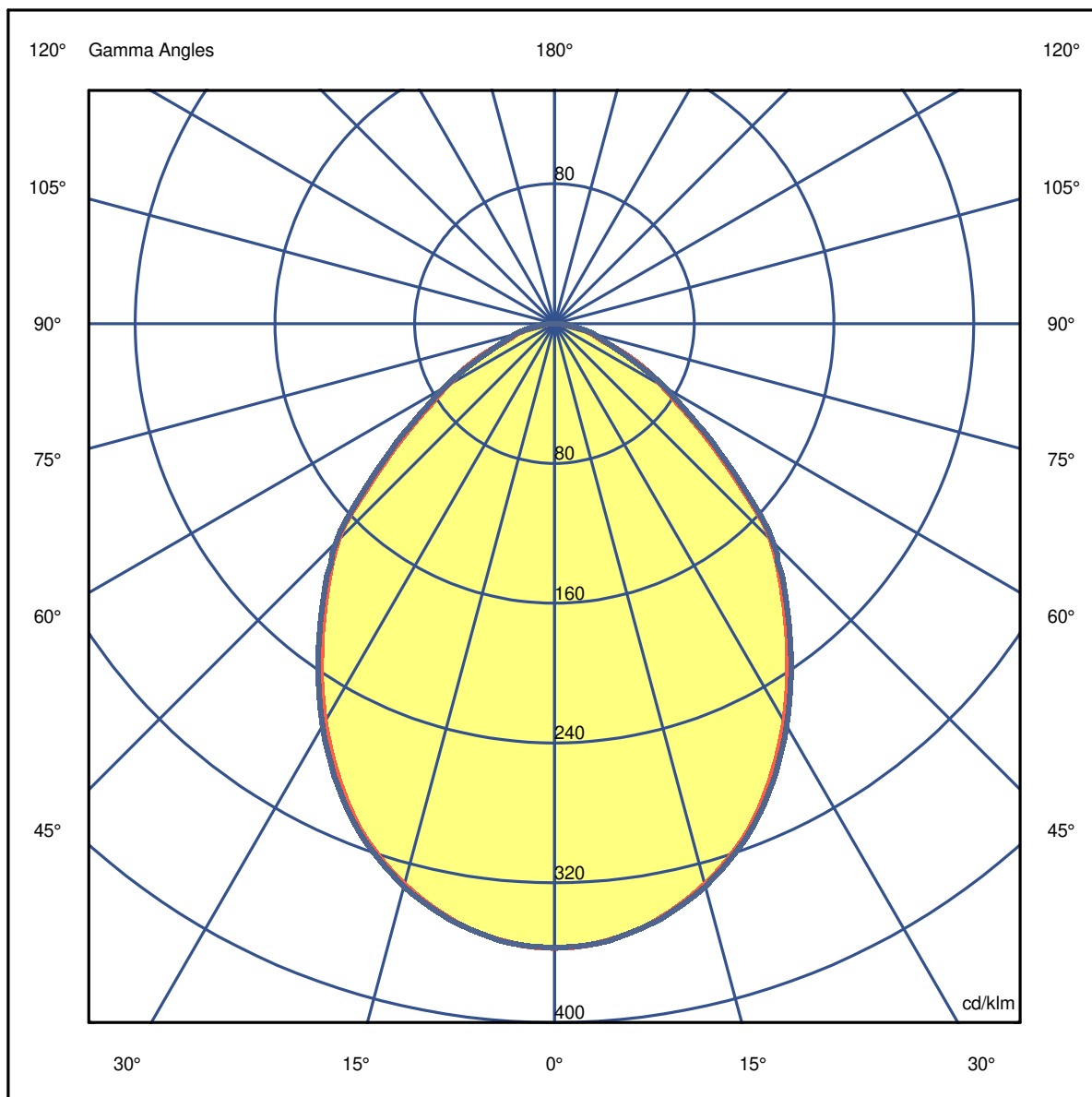
Name ROFY 60 SQ L0550W550 GCONTROL+ K3 840 HO

Luminaire Flux	5875 lm	Luminaire Power	45.2 W	Efficacy	129.888 lm/W	Efficiency	70.54%
Source Flux	8328 lm	Maximum value	357.20 cd/klm	Position	C=0.00 G=0.00	CG	Double Symmetrical

550mm x 550mm

C Halfplanes

180.0 ————— 0.0  
270.0 ————— 90.0



**Luminaire**

Code 90718L550

Name ROFY 60 SQ L0550W550 GCONTROL+ K3 840 HO

**Measurem.**

Code 9/8/2023

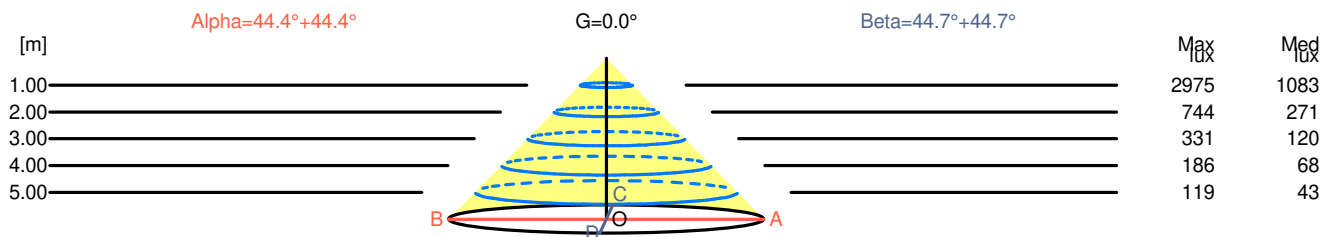
Name ROFY 60 SQ L0550W550 GCONTROL+ K3 840 HO

Luminaire Flux	5875 lm	Luminaire Power	45.2 W	Efficacy	129.888 lm/W	Efficiency	70.54%
Source Flux	8328 lm	Maximum value	357.20 cd/klm	Position	C=0.00 G=0.00	CG	Double Symmetrical

Width at 50.00 % of Max Intensity

H[m]	1.00	2.00	3.00	4.00	5.00	H[m]	1.00	2.00	3.00	4.00	5.00
OA	0.98	1.96	2.94	3.92	4.90	OC	0.99	1.98	2.97	3.96	4.95
OB	0.98	1.96	2.94	3.92	4.90	OD	0.99	1.98	2.97	3.96	4.95

	Luminous Intensities [ cd/klm]									
	0	5	15	25	35	45	55	65	75	85
OA	2974.76	2950.61	2765.73	2418.45	1938.76	1459.07	801.99	427.23	185.71	49.14
OB	2974.76	2950.61	2765.73	2418.45	1938.76	1459.07	801.99	427.23	185.71	49.14
OC	2974.76	2952.28	2776.56	2438.44	1965.41	1473.22	828.64	403.08	197.37	55.80
OD	2974.76	2952.28	2776.56	2438.44	1965.41	1473.22	828.64	403.08	197.37	55.80



H[m]	D[m]	Max lux	Med lux	Alpha=44.4°+44.4°	G=0.0	
1.00	1.96	2975	1083			
2.00	3.92	744	271			
3.00	5.88	331	120			
4.00	7.84	186	68			
5.00	9.80	119	43			

H[m]	D[m]	Max lux	Med lux	Beta=44.7°+44.7°	G=0.0	
1.00	1.98	2975	1083			
2.00	3.96	744	271			
3.00	5.95	331	120			
4.00	7.93	186	68			
5.00	9.91	119	43			

**Luminaire**

Code 90718L550  
Name ROFY 60 SQ L0550W550 GCONTROL+ K3 840 HO

**Measurem.**

Code 9/8/2023  
Name ROFY 60 SQ L0550W550 GCONTROL+ K3 840 HO

Luminaire Flux	5875 lm	Luminaire Power	45.2 W	Efficacy	129.888 lm/W	Efficiency	70.54%
Source Flux	8328 lm	Maximum value	357.20 cd/klm	Position	C=0.00 G=0.00	CG	Double Symmetrical

**UGR**  
S = 0.250

Reflectancies										
Ceiling/Cavity	0.7	0.7	0.5	0.5	0.3	0.7	0.7	0.5	0.5	0.3
Walls	0.5	0.3	0.5	0.3	0.3	0.5	0.3	0.5	0.3	0.3
Working Plane	0.2	0.2	0.2	0.2	0.2	0.2	0.2	0.2	0.2	0.2
Room Dimensions	Lateral View					Viewed Endwise				
x=2H y=2H	16.9	18.0	17.1	18.2	18.4	17.0	18.1	17.3	18.3	18.6
x=2H y=3H	17.5	18.5	17.8	18.7	19.0	17.5	18.6	17.9	18.8	19.1
x=2H y=4H	17.7	18.6	18.0	18.9	19.2	17.8	18.7	18.1	19.0	19.3
x=2H y=6H	17.8	18.7	18.2	19.0	19.3	17.9	18.8	18.3	19.1	19.4
x=2H y=8H	17.8	18.7	18.2	19.0	19.3	18.0	18.8	18.3	19.1	19.4
x=2H y=12H	17.8	18.7	18.2	19.0	19.3	18.0	18.8	18.4	19.1	19.5
x=4H y=2H	17.0	17.9	17.3	18.2	18.5	17.1	18.1	17.4	18.3	18.6
x=4H y=3H	17.7	18.6	18.1	18.9	19.2	17.8	18.6	18.2	19.0	19.3
x=4H y=4H	18.1	18.8	18.4	19.1	19.5	18.2	18.9	18.5	19.2	19.6
x=4H y=6H	18.3	18.9	18.7	19.3	19.7	18.4	19.1	18.8	19.4	19.8
x=4H y=8H	18.4	18.9	18.8	19.3	19.7	18.5	19.1	18.9	19.5	19.9
x=4H y=12H	18.4	18.9	18.9	19.3	19.7	18.6	19.1	19.0	19.5	19.9
x=8H y=4H	18.1	18.7	18.6	19.1	19.5	18.2	18.8	18.6	19.2	19.6
x=8H y=6H	18.5	18.9	18.9	19.3	19.8	18.6	19.0	19.0	19.5	19.9
x=8H y=8H	18.6	19.0	19.1	19.4	19.9	18.7	19.1	19.2	19.6	20.1
x=8H y=12H	18.7	19.0	19.2	19.5	20.0	18.8	19.2	19.3	19.7	20.2
x=12H y=4H	18.1	18.6	18.6	19.0	19.5	18.2	18.7	18.7	19.1	19.5
x=12H y=6H	18.5	18.9	18.9	19.3	19.8	18.6	19.0	19.1	19.5	19.9
x=12H y=8H	18.6	19.0	19.1	19.4	19.9	18.8	19.1	19.3	19.6	20.1

**Luminaire**

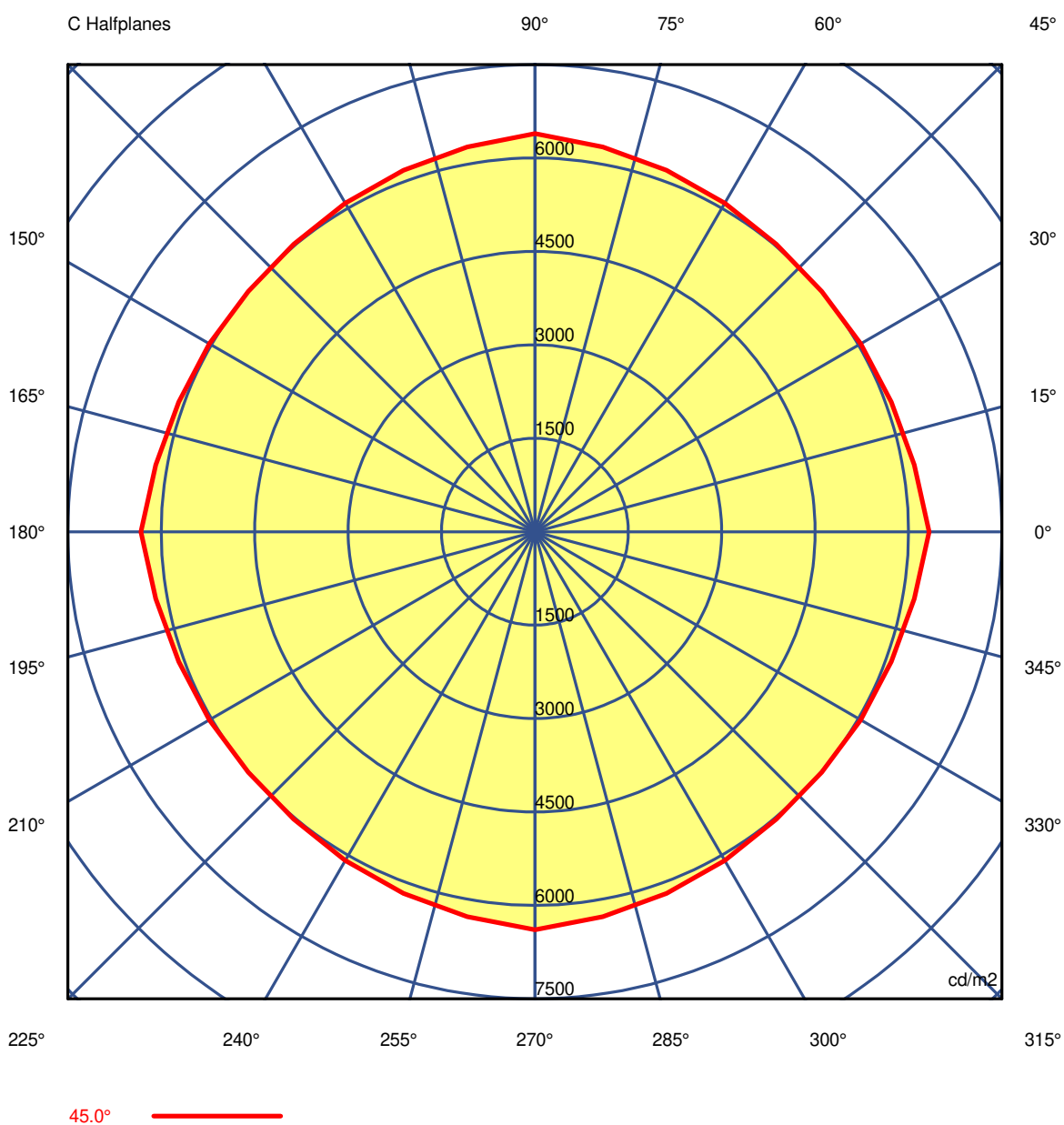
Code 90718L550  
Name ROFY 60 SQ L0550W550 GCONTROL+ K3 840 HO

**Measurem.**

Code 9/8/2023  
Name ROFY 60 SQ L0550W550 GCONTROL+ K3 840 HO

Luminaire Flux	5875 lm	Luminaire Power	45.2 W	Efficacy	129.888 lm/W	Efficiency	70.54%
Source Flux	8328 lm	Maximum value	357.20 cd/klm	Position	C=0.00 G=0.00	CG Double Symmetrical	

Luminance



**Luminaire**

Code 90718L550

Name ROFY 60 SQ L0550W550 GCONTROL+ K3 840 HO

**Measurement.**

Code 9/8/2023

Name ROFY 60 SQ L0550W550 GCONTROL+ K3 840 HO

Luminaire Flux	5875 lm	Luminaire Power		45.2 W		Efficacy		129.888 lm/W		Efficiency		70.54%	
Source Flux	8328 lm	Maximum value		357.20 cd/klm		Position		C=0.00 G=0.00		CG		Double Symmetrical	
Luminance cd/m2      Table 1/3													
	C 0.00	C 10.00	C 20.00	C 30.00	C 40.00	C 50.00	C 60.00	C 70.00	C 80.00	C 90.00	C 100.00	C 110.00	C 120.00
G 0.0	10590	10590	10590	10590	10590	10590	10590	10590	10590	10590	10590	10590	10590
G 5.0	10398	10372	10357	10349	10341	10340	10349	10361	10379	10404	10379	10361	10349
G 10.0	10121	10077	10043	10020	10010	10013	10029	10056	10093	10139	10093	10056	10029
G 15.0	9773	9710	9660	9625	9610	9614	9640	9685	9743	9812	9743	9685	9640
G 20.0	9369	9280	9203	9146	9127	9135	9169	9239	9324	9414	9324	9239	9169
G 25.0	8839	8728	8652	8610	8591	8598	8637	8711	8805	8912	8805	8711	8637
G 30.0	8241	8111	8034	8008	8007	8022	8056	8114	8202	8322	8202	8114	8056
G 35.0	7575	7461	7390	7365	7374	7402	7437	7482	7563	7679	7563	7482	7437
G 40.0	6931	6820	6747	6712	6705	6722	6764	6832	6922	7034	6922	6832	6764
G 45.0	6331	6183	6090	6039	6008	6026	6094	6178	6274	6392	6274	6178	6094
G 50.0	5119	5079	5048	4952	4759	4803	5058	5163	5194	5251	5194	5163	5058
G 55.0	4050	4288	4066	3476	3043	2986	3390	4128	4455	4185	4455	4128	3390
G 60.0	3285	3304	2891	2356	2412	2453	2480	3005	3392	3369	3392	3005	2480
G 65.0	2678	2543	2241	1838	2008	2050	1919	2259	2554	2526	2554	2259	1919
G 70.0	1811	1942	1927	1748	1529	1536	1753	1907	1952	1931	1952	1907	1753
G 75.0	1598	1588	1470	1323	1330	1344	1368	1509	1639	1698	1639	1509	1368
G 80.0	1153	1170	1164	1150	1165	1194	1226	1260	1264	1234	1264	1260	1226
G 85.0	708	765	800	786	726	749	854	905	880	804	880	905	854
G 90.0	166	144	130	122	109	105	108	115	128	148	128	115	108

**Luminaire**

Code 90718L550

Name ROFY 60 SQ L0550W550 GCONTROL+ K3 840 HO

**Measurem.**

Code 9/8/2023

Name ROFY 60 SQ L0550W550 GCONTROL+ K3 840 HO

Luminaire Flux	5875 lm		Luminaire Power		45.2 W		Efficacy		129.888 lm/W		Efficiency		70.54%	
Source Flux	8328 lm		Maximum value		357.20 cd/klm		Position		C=0.00 G=0.00		CG		Double Symmetrical	
Luminance cd/m2														
Table 2/3														
	C 130.00	C 140.00	C 150.00	C 160.00	C 170.00	C 180.00	C 190.00	C 200.00	C 210.00	C 220.00	C 230.00	C 240.00	C 250.00	
G 0.0	10590	10590	10590	10590	10590	10590	10590	10590	10590	10590	10590	10590	10590	
G 5.0	10340	10341	10349	10357	10372	10398	10372	10357	10349	10341	10340	10349	10361	
G 10.0	10013	10010	10020	10043	10077	10121	10077	10043	10020	10010	10013	10029	10056	
G 15.0	9614	9610	9625	9660	9710	9773	9710	9660	9625	9610	9614	9640	9685	
G 20.0	9135	9127	9146	9203	9280	9369	9280	9203	9146	9127	9135	9169	9239	
G 25.0	8598	8591	8610	8652	8728	8839	8728	8652	8610	8591	8598	8637	8711	
G 30.0	8022	8007	8008	8034	8111	8241	8111	8034	8008	8007	8022	8056	8114	
G 35.0	7402	7374	7365	7390	7461	7575	7461	7390	7365	7374	7402	7437	7482	
G 40.0	6722	6705	6712	6747	6820	6931	6820	6747	6712	6705	6722	6764	6832	
G 45.0	6026	6008	6039	6090	6183	6331	6183	6090	6039	6008	6026	6094	6178	
G 50.0	4803	4759	4952	5048	5079	5119	5079	5048	4952	4759	4803	5058	5163	
G 55.0	2986	3043	3476	4066	4288	4050	4288	4066	3476	3043	2986	3390	4128	
G 60.0	2453	2412	2356	2891	3304	3285	3304	2891	2356	2412	2453	2480	3005	
G 65.0	2050	2008	1838	2241	2543	2678	2543	2241	1838	2008	2050	1919	2259	
G 70.0	1536	1529	1748	1927	1942	1811	1942	1927	1748	1529	1536	1753	1907	
G 75.0	1344	1330	1323	1470	1588	1598	1588	1470	1323	1330	1344	1368	1509	
G 80.0	1194	1165	1150	1164	1170	1153	1170	1164	1150	1165	1194	1226	1260	
G 85.0	749	726	786	800	765	708	765	800	786	726	749	854	905	
G 90.0	105	109	122	130	144	166	144	130	122	109	105	108	115	

**Luminaire**

Code 90718L550

Name ROFY 60 SQ L0550W550 GCONTROL+ K3 840 HO

**Measurem.**

Code 9/8/2023

Name ROFY 60 SQ L0550W550 GCONTROL+ K3 840 HO

Luminaire Flux	5875 lm	Luminaire Power	45.2 W	Efficacy	129.888 lm/W	Efficiency	70.54%
Source Flux	8328 lm	Maximum value	357.20 cd/klm	Position	C=0.00 G=0.00	CG	Double Symmetrical

**Luminance cd/m2 Table 3/3**

	C 260.00	C 270.00	C 280.00	C 290.00	C 300.00	C 310.00	C 320.00	C 330.00	C 340.00	C 350.00
G 0.0	10590	10590	10590	10590	10590	10590	10590	10590	10590	10590
G 5.0	10379	10404	10379	10361	10349	10340	10341	10349	10357	10372
G 10.0	10093	10139	10093	10056	10029	10013	10010	10020	10043	10077
G 15.0	9743	9812	9743	9685	9640	9614	9610	9625	9660	9710
G 20.0	9324	9414	9324	9239	9169	9135	9127	9146	9203	9280
G 25.0	8805	8912	8805	8711	8637	8598	8591	8610	8652	8728
G 30.0	8202	8322	8202	8114	8056	8022	8007	8008	8034	8111
G 35.0	7563	7679	7563	7482	7437	7402	7374	7365	7390	7461
G 40.0	6922	7034	6922	6832	6764	6722	6705	6712	6747	6820
G 45.0	6274	6392	6274	6178	6094	6026	6008	6039	6090	6183
G 50.0	5194	5251	5194	5163	5058	4803	4759	4952	5048	5079
G 55.0	4455	4185	4455	4128	3390	2986	3043	3476	4066	4288
G 60.0	3392	3369	3392	3005	2480	2453	2412	2356	2891	3304
G 65.0	2554	2526	2554	2259	1919	2050	2008	1838	2241	2543
G 70.0	1952	1931	1952	1907	1753	1536	1529	1748	1927	1942
G 75.0	1639	1698	1639	1509	1368	1344	1330	1323	1470	1588
G 80.0	1264	1234	1264	1260	1226	1194	1165	1150	1164	1170
G 85.0	880	804	880	905	854	749	726	786	800	765
G 90.0	128	148	128	115	108	105	109	122	130	144