

Luminaire

Code 90719L550

Name ROFY 60 SQ L0550W550 GCONTROL+ K3 830 LO

Measurem.

Code 9/8/2023

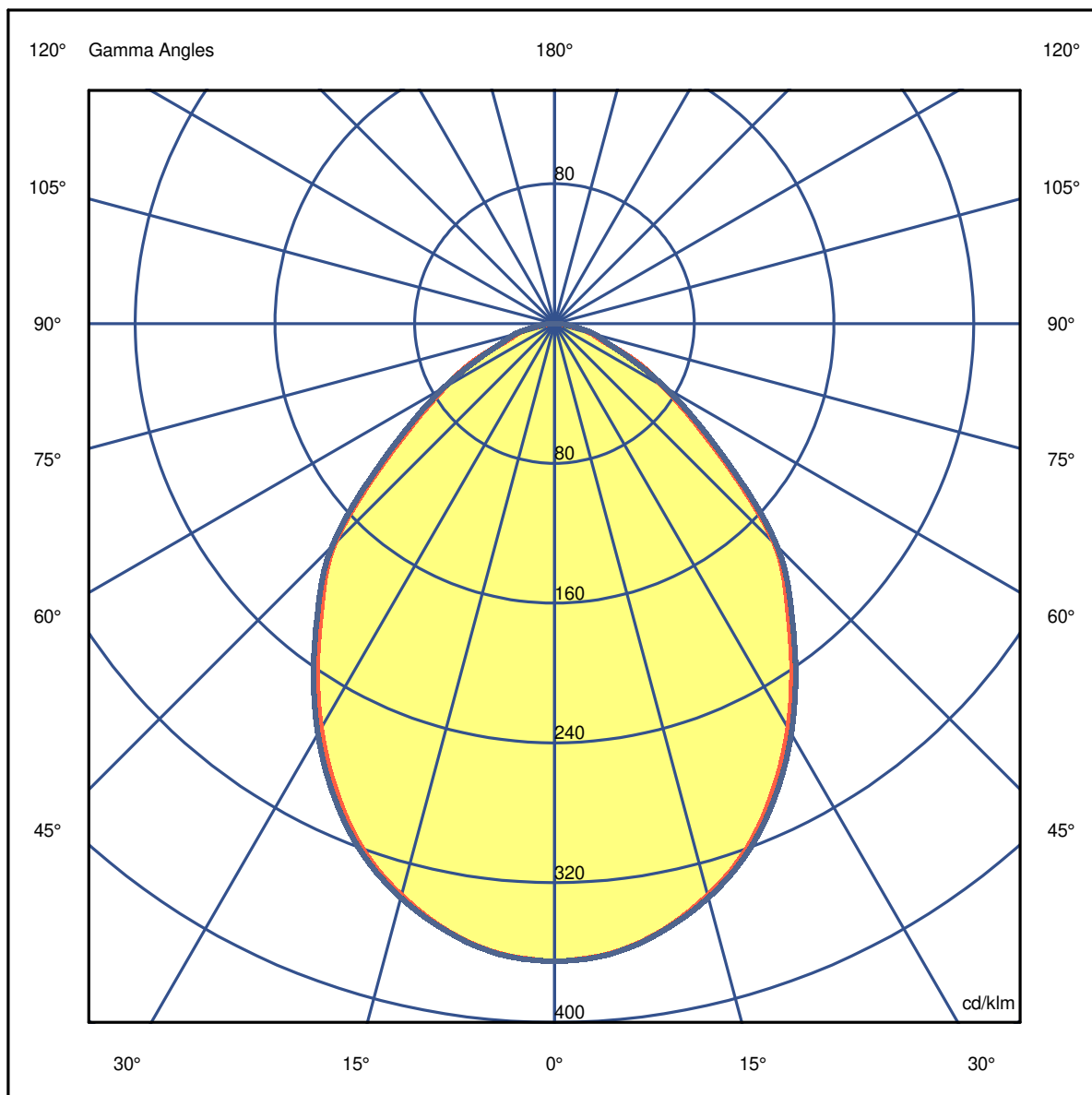
Name ROFY 60 SQ L0550W550 GCONTROL+ K3 830 LO

Luminaire Flux	4068 lm	Luminaire Power	33.8 W	Efficacy	120.429 lm/W	Efficiency	71.82%
Source Flux	5664 lm	Maximum value	365.10 cd/klm	Position	C=0.00 G=0.00	CG	Double Symmetrical

550mm x 550mm

C Halfplanes

180.0 ————— 0.0
270.0 ————— 90.0



Luminaire

Code 90719L550

Name ROFY 60 SQ L0550W550 GCONTROL+ K3 830 LO

Measurem.

Code 9/8/2023

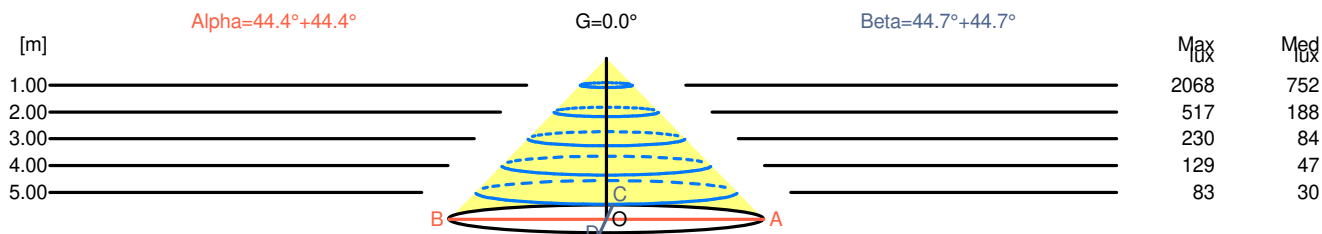
Name ROFY 60 SQ L0550W550 GCONTROL+ K3 830 LO

Luminaire Flux	4068 lm	Luminaire Power	33.8 W	Efficacy	120.429 lm/W	Efficiency	71.82%
Source Flux	5664 lm	Maximum value	365.10 cd/klm	Position	C=0.00 G=0.00	CG	Double Symmetrical

Width at 50.00 % of Max Intensity

H[m]	1.00	2.00	3.00	4.00	5.00	H[m]	1.00	2.00	3.00	4.00	5.00
OA	0.98	1.96	2.93	3.91	4.89	OC	0.99	1.98	2.97	3.95	4.94
OB	0.98	1.96	2.93	3.91	4.89	OD	0.99	1.98	2.97	3.95	4.94

	0	5	15	25	35	45	55	65	75	85
OA	2067.93	2050.37	1918.96	1674.28	1341.24	1009.32	552.24	292.26	126.87	32.28
OB	2067.93	2050.37	1918.96	1674.28	1341.24	1009.32	552.24	292.26	126.87	32.28
OC	2067.93	2052.07	1926.89	1692.40	1362.76	1021.22	572.63	275.84	134.80	36.25
OD	2067.93	2052.07	1926.89	1692.40	1362.76	1021.22	572.63	275.84	134.80	36.25



H[m]	D[m]	Max lux	Med lux	Alpha=44.4°+44.4°	G=0.0	
1.00	1.96	2068	752			
2.00	3.91	517	188			
3.00	5.87	230	84			
4.00	7.83	129	47			
5.00	9.78	83	30			

H[m]	D[m]	Max lux	Med lux	Beta=44.7°+44.7°	G=0.0	
1.00	1.98	2068	752			
2.00	3.95	517	188			
3.00	5.93	230	84			
4.00	7.91	129	47			
5.00	9.89	83	30			

Luminaire

Code 90719L550

Name ROFY 60 SQ L0550W550 GCONTROL+ K3 830 LO

Measurement

Code 9/8/2023

Name ROFY 60 SQ L0550W550 GCONTROL+ K3 830 LO

Luminaire Flux	4068 lm	Luminaire Power	33.8 W	Efficacy	120.429 lm/W	Efficiency	71.82%
Source Flux	5664 lm	Maximum value	365.10 cd/klm	Position	C=0.00 G=0.00	CG	Double Symmetrical

UGR
S = 0.250

Reflectancies										
Ceiling/Cavity	0.7	0.7	0.5	0.5	0.3	0.7	0.7	0.5	0.5	0.3
Walls	0.5	0.3	0.5	0.3	0.3	0.5	0.3	0.5	0.3	0.3
Working Plane	0.2	0.2	0.2	0.2	0.2	0.2	0.2	0.2	0.2	0.2
Room Dimensions										
Room Dimensions	Lateral View					Viewed Endwise				
	x=2H y=2H	x=2H y=3H	x=2H y=4H	x=2H y=6H	x=2H y=8H	x=2H y=12H	x=4H y=2H	x=4H y=3H	x=4H y=4H	x=4H y=6H
x=2H y=2H	15.5	16.7	15.8	16.9	17.1	15.7	16.8	15.9	17.0	17.2
x=2H y=3H	16.1	17.2	16.4	17.4	17.7	16.2	17.2	16.5	17.5	17.7
x=2H y=4H	16.3	17.3	16.7	17.6	17.9	16.4	17.4	16.8	17.7	18.0
x=2H y=6H	16.5	17.4	16.8	17.7	18.0	16.6	17.5	16.9	17.8	18.1
x=2H y=8H	16.5	17.4	16.9	17.7	18.0	16.6	17.5	17.0	17.8	18.1
x=2H y=12H	16.5	17.3	16.9	17.6	17.9	16.6	17.4	17.0	17.8	18.1
x=4H y=2H	15.7	16.6	16.0	16.9	17.2	15.8	16.7	16.1	17.0	17.3
x=4H y=3H	16.4	17.2	16.8	17.5	17.9	16.5	17.3	16.8	17.6	17.9
x=4H y=4H	16.7	17.4	17.1	17.8	18.1	16.8	17.5	17.2	17.9	18.2
x=4H y=6H	16.9	17.6	17.4	17.9	18.3	17.1	17.7	17.5	18.1	18.5
x=4H y=8H	17.0	17.6	17.4	18.0	18.4	17.2	17.7	17.6	18.1	18.5
x=4H y=12H	17.0	17.6	17.5	17.9	18.4	17.2	17.7	17.6	18.1	18.6
x=8H y=4H	16.8	17.3	17.2	17.7	18.1	16.9	17.4	17.3	17.8	18.2
x=8H y=6H	17.1	17.5	17.5	18.0	18.4	17.2	17.7	17.7	18.1	18.6
x=8H y=8H	17.2	17.6	17.7	18.1	18.5	17.4	17.8	17.8	18.2	18.7
x=8H y=12H	17.3	17.6	17.8	18.1	18.6	17.5	17.8	18.0	18.3	18.8
x=12H y=4H	16.8	17.3	17.2	17.7	18.1	16.9	17.4	17.3	17.8	18.2
x=12H y=6H	17.1	17.5	17.6	18.0	18.4	17.2	17.6	17.7	18.1	18.6
x=12H y=8H	17.2	17.6	17.7	18.1	18.6	17.4	17.7	17.9	18.2	18.7

Luminaire

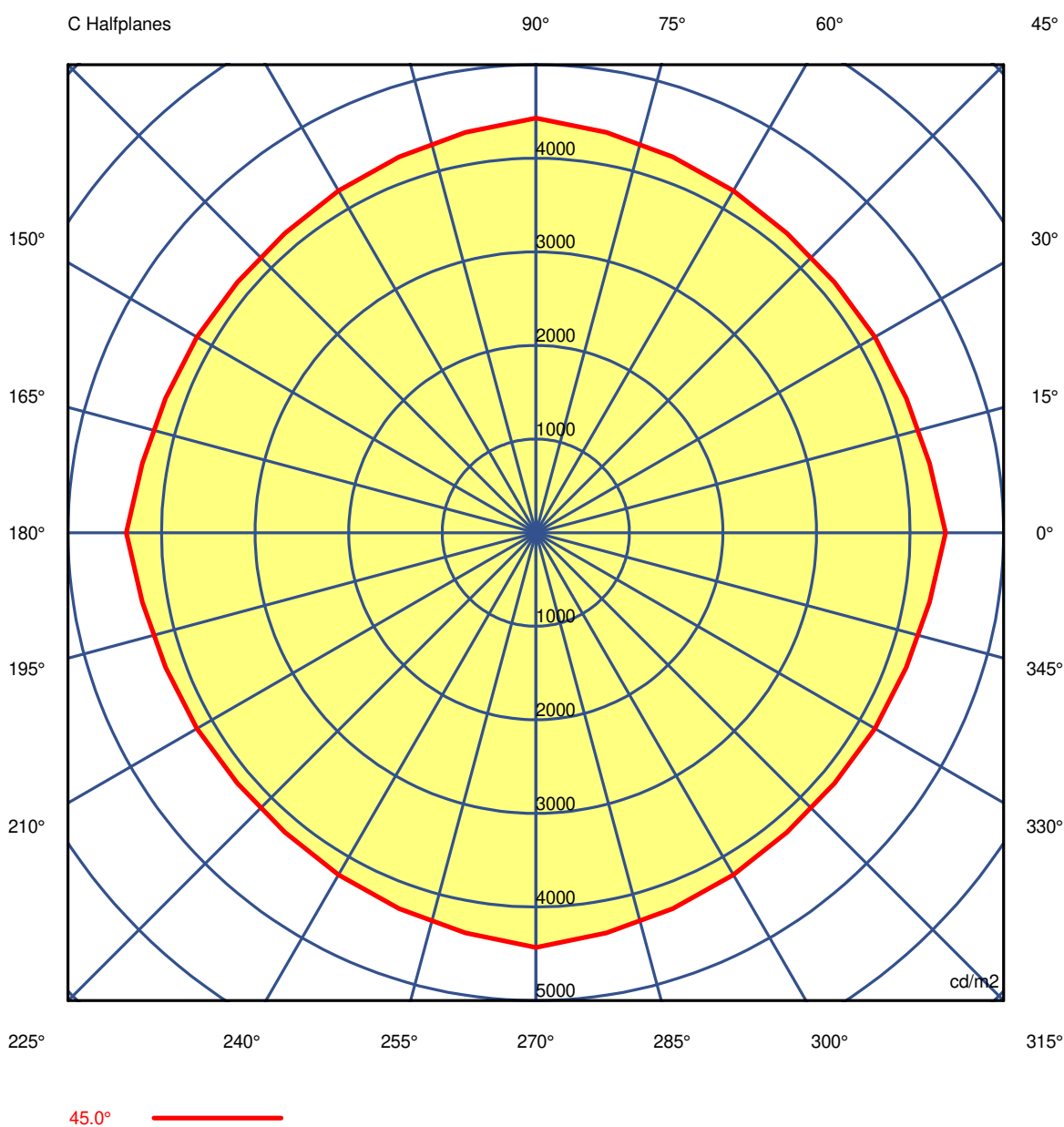
Code 90719L550
Name ROFY 60 SQ L0550W550 GCONTROL+ K3 830 LO

Measurem.

Code 9/8/2023
Name ROFY 60 SQ L0550W550 GCONTROL+ K3 830 LO

Luminaire Flux	4068 lm	Luminaire Power	33.8 W	Efficacy	120.429 lm/W	Efficiency	71.82%
Source Flux	5664 lm	Maximum value	365.10 cd/klm	Position	C=0.00 G=0.00	CG Double Symmetrical	

Luminance



Luminaire

Code 90719L550

Name ROFY 60 SQ L0550W550 GCONTROL+ K3 830 LO

Measurement.

Code 9/8/2023

Name ROFY 60 SQ L0550W550 GCONTROL+ K3 830 LO

Luminaire Flux	4068 lm		Luminaire Power		33.8 W		Efficacy		120.429 lm/W		Efficiency		71.82%	
Source Flux	5664 lm		Maximum value		365.10 cd/klm		Position		C=0.00 G=0.00		CG		Double Symmetrical	
Luminance cd/m2 Table 1/3														
	C 0.00	C 10.00	C 20.00	C 30.00	C 40.00	C 50.00	C 60.00	C 70.00	C 80.00	C 90.00	C 100.00	C 110.00	C 120.00	
G 0.0	7362	7362	7362	7362	7362	7362	7362	7362	7362	7362	7362	7362	7362	
G 5.0	7226	7205	7193	7189	7184	7183	7189	7199	7213	7232	7213	7199	7189	
G 10.0	7029	6995	6971	6959	6954	6955	6963	6984	7010	7037	7010	6984	6963	
G 15.0	6781	6735	6703	6682	6669	6670	6690	6725	6764	6809	6764	6725	6690	
G 20.0	6498	6433	6379	6342	6330	6335	6357	6408	6470	6536	6470	6408	6357	
G 25.0	6119	6051	5999	5965	5952	5960	5991	6045	6111	6185	6111	6045	5991	
G 30.0	5698	5616	5563	5543	5549	5565	5587	5623	5685	5775	5685	5623	5587	
G 35.0	5240	5163	5115	5099	5107	5124	5145	5177	5236	5325	5236	5177	5145	
G 40.0	4798	4721	4669	4643	4639	4653	4685	4732	4795	4877	4795	4732	4685	
G 45.0	4379	4273	4211	4185	4166	4176	4220	4275	4343	4431	4343	4275	4220	
G 50.0	3518	3504	3488	3413	3256	3291	3492	3560	3574	3621	3574	3560	3492	
G 55.0	2789	2971	2811	2386	2086	2036	2300	2828	3074	2892	3074	2828	2300	
G 60.0	2266	2271	1977	1605	1649	1677	1690	2053	2326	2317	2326	2053	1690	
G 65.0	1832	1740	1533	1256	1369	1399	1315	1542	1741	1729	1741	1542	1315	
G 70.0	1236	1318	1308	1189	1035	1039	1192	1298	1327	1310	1327	1298	1192	
G 75.0	1092	1078	992	892	902	912	922	1026	1121	1160	1121	1026	922	
G 80.0	766	787	789	782	793	813	834	854	852	827	852	854	834	
G 85.0	465	513	532	515	479	495	561	605	590	523	590	605	561	
G 90.0	88	76	69	64	62	62	64	69	76	88	76	69	64	

Luminaire

Code 90719L550

Name ROFY 60 SQ L0550W550 GCONTROL+ K3 830 LO

Measurem.

Code 9/8/2023

Name ROFY 60 SQ L0550W550 GCONTROL+ K3 830 LO

Luminaire Flux	4068 lm		Luminaire Power		33.8 W		Efficacy		120.429 lm/W		Efficiency		71.82%	
Source Flux	5664 lm		Maximum value		365.10 cd/klm		Position		C=0.00 G=0.00		CG		Double Symmetrical	
Luminance cd/m2														
Table 2/3														
	C 130.00	C 140.00	C 150.00	C 160.00	C 170.00	C 180.00	C 190.00	C 200.00	C 210.00	C 220.00	C 230.00	C 240.00	C 250.00	
G 0.0	7362	7362	7362	7362	7362	7362	7362	7362	7362	7362	7362	7362	7362	
G 5.0	7183	7184	7189	7193	7205	7226	7205	7193	7189	7184	7183	7189	7199	
G 10.0	6955	6954	6959	6971	6995	7029	6995	6971	6959	6954	6955	6963	6984	
G 15.0	6670	6669	6682	6703	6735	6781	6735	6703	6682	6669	6670	6690	6725	
G 20.0	6335	6330	6342	6379	6433	6498	6433	6379	6342	6330	6335	6357	6408	
G 25.0	5960	5952	5965	5999	6051	6119	6051	5999	5965	5952	5960	5991	6045	
G 30.0	5565	5549	5543	5563	5616	5698	5616	5563	5543	5549	5565	5587	5623	
G 35.0	5124	5107	5099	5115	5163	5240	5163	5115	5099	5107	5124	5145	5177	
G 40.0	4653	4639	4643	4669	4721	4798	4721	4669	4643	4639	4653	4685	4732	
G 45.0	4176	4166	4185	4211	4273	4379	4273	4211	4185	4166	4176	4220	4275	
G 50.0	3291	3256	3413	3488	3504	3518	3504	3488	3413	3256	3291	3492	3560	
G 55.0	2036	2086	2386	2811	2971	2789	2971	2811	2386	2086	2036	2300	2828	
G 60.0	1677	1649	1605	1977	2271	2266	2271	1977	1605	1649	1677	1690	2053	
G 65.0	1399	1369	1256	1533	1740	1832	1740	1533	1256	1369	1399	1315	1542	
G 70.0	1039	1035	1189	1308	1318	1236	1318	1308	1189	1035	1039	1192	1298	
G 75.0	912	902	892	992	1078	1092	1078	992	892	902	912	922	1026	
G 80.0	813	793	782	789	787	766	787	789	782	793	813	834	854	
G 85.0	495	479	515	532	513	465	513	532	515	479	495	561	605	
G 90.0	62	62	64	69	76	88	76	69	64	62	62	64	69	

Luminaire

Code 90719L550

Name ROFY 60 SQ L0550W550 GCONTROL+ K3 830 LO

Measurem.

Code 9/8/2023

Name ROFY 60 SQ L0550W550 GCONTROL+ K3 830 LO

Luminaire Flux	4068 lm	Luminaire Power	33.8 W	Efficacy	120.429 lm/W	Efficiency	71.82%
Source Flux	5664 lm	Maximum value	365.10 cd/klm	Position	C=0.00 G=0.00	CG	Double Symmetrical

Luminance cd/m2 Table 3/3

	C 260.00	C 270.00	C 280.00	C 290.00	C 300.00	C 310.00	C 320.00	C 330.00	C 340.00	C 350.00
G 0.0	7362	7362	7362	7362	7362	7362	7362	7362	7362	7362
G 5.0	7213	7232	7213	7199	7189	7183	7184	7189	7193	7205
G 10.0	7010	7037	7010	6984	6963	6955	6954	6959	6971	6995
G 15.0	6764	6809	6764	6725	6690	6670	6669	6682	6703	6735
G 20.0	6470	6536	6470	6408	6357	6335	6330	6342	6379	6433
G 25.0	6111	6185	6111	6045	5991	5960	5952	5965	5999	6051
G 30.0	5685	5775	5685	5623	5587	5565	5549	5543	5563	5616
G 35.0	5236	5325	5236	5177	5145	5124	5107	5099	5115	5163
G 40.0	4795	4877	4795	4732	4685	4653	4639	4643	4669	4721
G 45.0	4343	4431	4343	4275	4220	4176	4166	4185	4211	4273
G 50.0	3574	3621	3574	3560	3492	3291	3256	3413	3488	3504
G 55.0	3074	2892	3074	2828	2300	2036	2086	2386	2811	2971
G 60.0	2326	2317	2326	2053	1690	1677	1649	1605	1977	2271
G 65.0	1741	1729	1741	1542	1315	1399	1369	1256	1533	1740
G 70.0	1327	1310	1327	1298	1192	1039	1035	1189	1308	1318
G 75.0	1121	1160	1121	1026	922	912	902	892	992	1078
G 80.0	852	827	852	854	834	813	793	782	789	787
G 85.0	590	523	590	605	561	495	479	515	532	513
G 90.0	76	88	76	69	64	62	62	64	69	76