

Luminaire

Code 90724L290

Name CORA L90W30 2 BOPTICS 830 LO

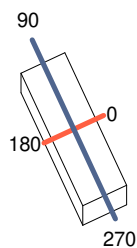
Measurem.

Code 28/7/2023

Name CORA L90W30 2 BOPTICS 830 LO

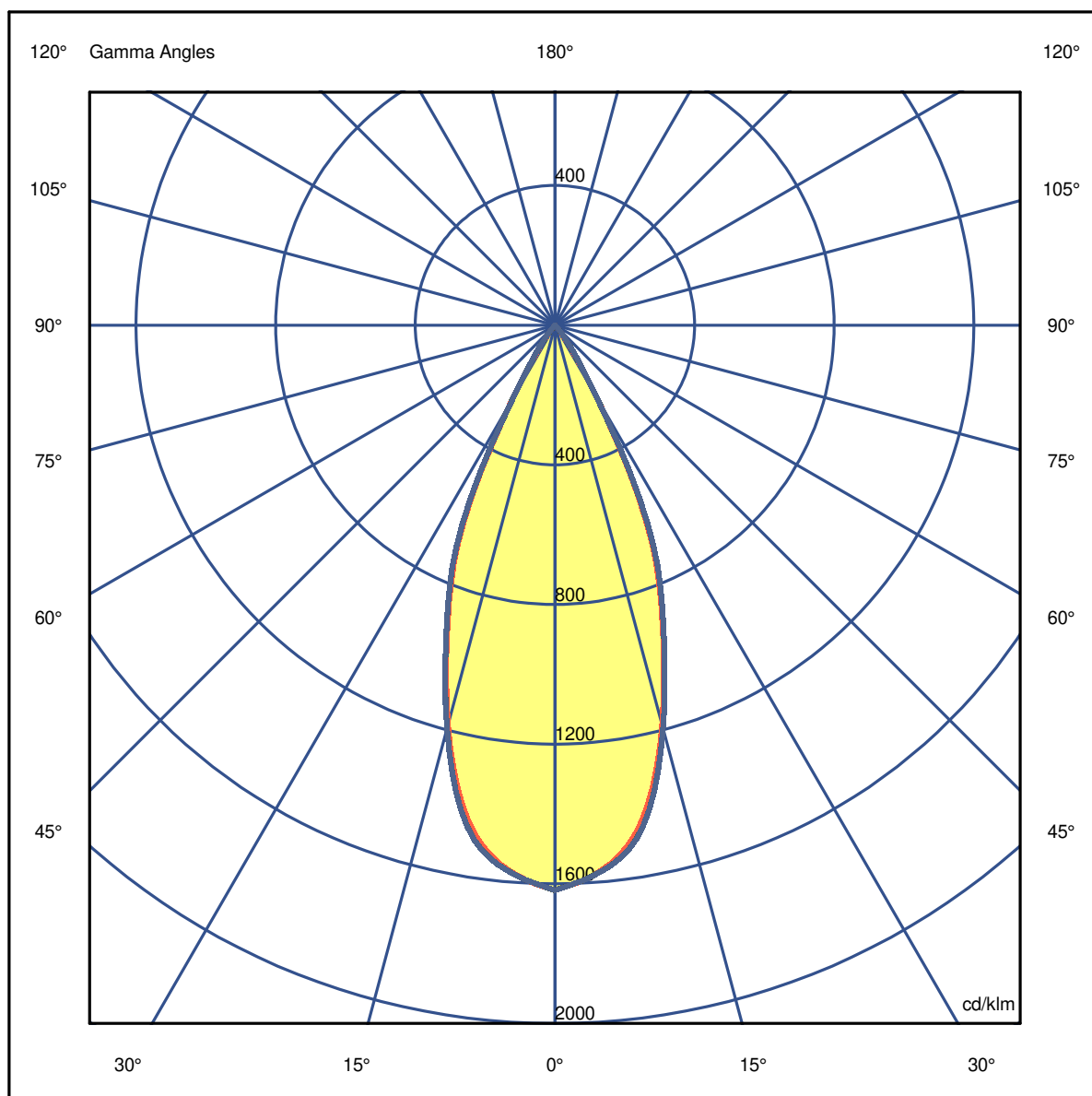
Luminaire Flux	2504 lm	Luminaire Power	19.4 W	Efficacy	128.728 lm/W	Efficiency	81.13%
Source Flux	3086 lm	Maximum value	1617.80 cd/klm	Position	C=0.00 G=0.00	CG	Double Symmetrical

897mm x 297mm



C Halfplanes

180.0 — 0.0
270.0 — 90.0



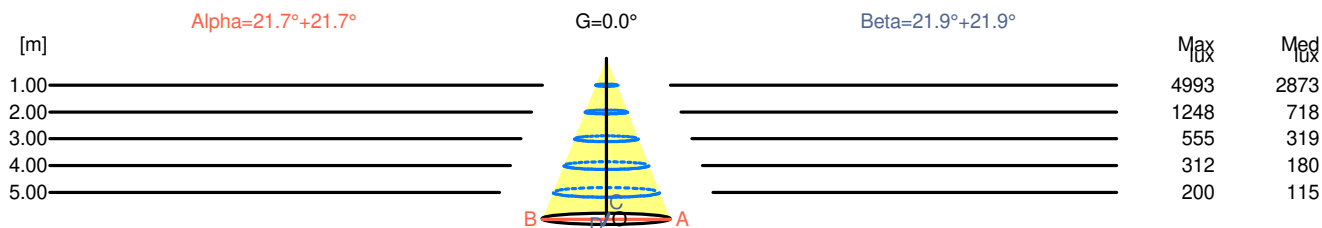
LuminaireCode 90724L290
Name CORA L90W30 2 BOPTICS 830 LO**Measurem.**Code 28/7/2023
Name CORA L90W30 2 BOPTICS 830 LO

Luminaire Flux	2504 lm	Luminaire Power	19.4 W	Efficacy	128.728 lm/W	Efficiency	81.13%
Source Flux	3086 lm	Maximum value	1617.80 cd/klm	Position	C=0.00 G=0.00	CG	Double Symmetrical

Width at 50.00 % of Max Intensity

H[m]	1.00	2.00	3.00	4.00	5.00	H[m]	1.00	2.00	3.00	4.00	5.00
OA	0.40	0.80	1.19	1.59	1.99	OC	0.40	0.81	1.21	1.61	2.01
OB	0.40	0.80	1.19	1.59	1.99	OD	0.40	0.81	1.21	1.61	2.01

	0	5	15	25	35	45	55	65	75	85
OA	4992.53	4830.21	3656.29	1902.21	230.83	4.32	1.23	0.00	0.00	0.00
OB	4992.53	4830.21	3656.29	1902.21	230.83	4.32	1.23	0.00	0.00	0.00
OC	4992.53	4838.23	3690.86	1943.87	259.22	5.55	1.23	0.00	0.00	0.00
OD	4992.53	4838.23	3690.86	1943.87	259.22	5.55	1.23	0.00	0.00	0.00



H[m]	D[m]	Max lux	Med lux	Alpha=21.7°+21.7°	G=0.0
1.00	0.80	4993	2873		
2.00	1.59	1248	718		
3.00	2.39	555	319		
4.00	3.19	312	180		
5.00	3.98	200	115		

H[m]	D[m]	Max lux	Med lux	Beta=21.9°+21.9°	G=0.0
1.00	0.81	4993	2873		
2.00	1.61	1248	718		
3.00	2.42	555	319		
4.00	3.22	312	180		
5.00	4.03	200	115		

Luminaire

Code 90724L290

Name CORA L90W30 2 BOPTICS 830 LO

Measurem.

Code 28/7/2023

Name CORA L90W30 2 BOPTICS 830 LO

Luminaire Flux	2504 lm	Luminaire Power	19.4 W	Efficacy	128.728 lm/W	Efficiency	81.13%
Source Flux	3086 lm	Maximum value	1617.80 cd/klm	Position	C=0.00 G=0.00	CG	Double Symmetrical

UGR
S = 0.250

Reflectancies										
Ceiling/Cavity	0.7	0.7	0.5	0.5	0.3	0.7	0.7	0.5	0.5	0.3
Walls	0.5	0.3	0.5	0.3	0.3	0.5	0.3	0.5	0.3	0.3
Working Plane	0.2	0.2	0.2	0.2	0.2	0.2	0.2	0.2	0.2	0.2
Room Dimensions										
Room Dimensions	Lateral View					Viewed Endwise				
x=2H y=2H	1.3	1.9	1.5	2.1	2.3	1.6	2.2	1.8	2.4	2.6
x=2H y=3H	1.2	1.7	1.4	2.0	2.2	1.5	2.0	1.7	2.3	2.5
x=2H y=4H	1.1	1.6	1.4	1.9	2.2	1.4	1.9	1.7	2.2	2.4
x=2H y=6H	1.0	1.5	1.3	1.8	2.1	1.3	1.8	1.6	2.1	2.4
x=2H y=8H	1.0	1.5	1.3	1.8	2.1	1.3	1.7	1.6	2.0	2.3
x=2H y=12H	0.9	1.4	1.3	1.7	2.0	1.2	1.7	1.6	2.0	2.3
x=4H y=2H	1.1	1.6	1.4	1.9	2.2	1.4	1.9	1.7	2.2	2.4
x=4H y=3H	0.9	1.4	1.3	1.7	2.0	1.2	1.7	1.6	2.0	2.3
x=4H y=4H	0.9	1.3	1.3	1.6	1.9	1.2	1.5	1.5	1.9	2.2
x=4H y=6H	0.8	1.1	1.2	1.5	1.9	1.1	1.4	1.5	1.8	2.2
x=4H y=8H	0.8	1.0	1.2	1.4	1.8	1.0	1.3	1.5	1.7	2.1
x=4H y=12H	0.7	1.0	1.2	1.4	1.8	1.0	1.2	1.4	1.6	2.1
x=8H y=4H	0.8	1.0	1.2	1.4	1.8	1.0	1.3	1.5	1.7	2.1
x=8H y=6H	0.7	0.9	1.1	1.3	1.7	1.0	1.1	1.4	1.6	2.0
x=8H y=8H	0.6	0.8	1.1	1.2	1.7	0.9	1.1	1.4	1.5	2.0
x=8H y=12H	0.6	0.7	1.0	1.2	1.7	0.8	1.0	1.3	1.4	1.9
x=12H y=4H	0.7	1.0	1.2	1.4	1.8	1.0	1.2	1.4	1.6	2.1
x=12H y=6H	0.6	0.8	1.1	1.2	1.7	0.9	1.1	1.4	1.5	2.0
x=12H y=8H	0.6	0.7	1.0	1.2	1.7	0.8	1.0	1.3	1.4	1.9

Luminaire

Code 90724L290

Name CORA L90W30 2 BOPTICS 830 LO

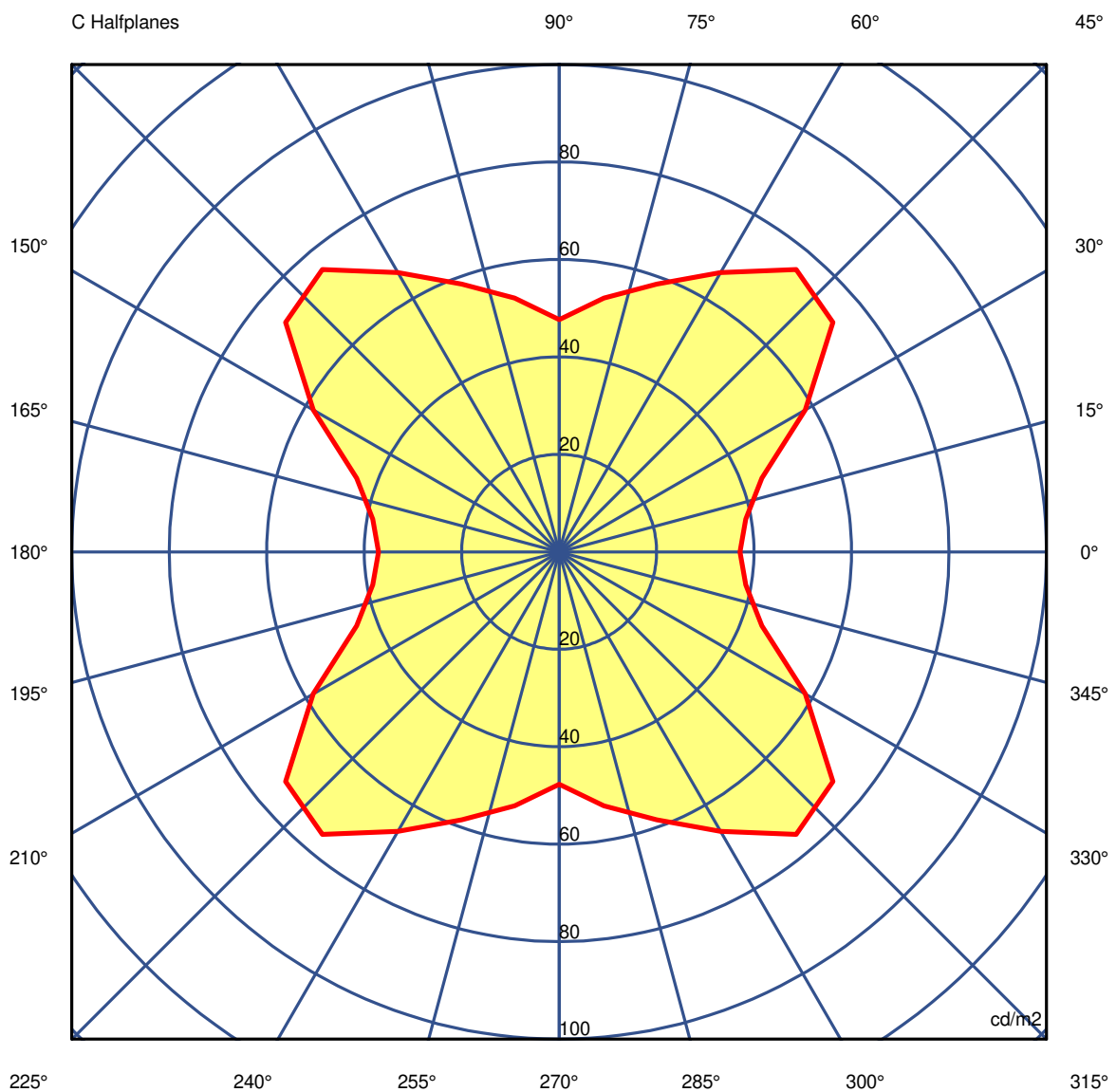
Measurem.

Code 28/7/2023

Name CORA L90W30 2 BOPTICS 830 LO

Luminaire Flux	2504 lm	Luminaire Power	19.4 W	Efficacy	128.728 lm/W	Efficiency	81.13%
Source Flux	3086 lm	Maximum value	1617.80 cd/klm	Position	C=0.00 G=0.00	CG Double Symmetrical	

Luminance



45.0°

Luminaire

Code 90724L290

Name CORA L90W30 2 BOPTICS 830 LO

Measurem.

Code 28/7/2023

Name CORA L90W30 2 BOPTICS 830 LO

Luminaire Flux	2504 lm	Luminaire Power		19.4 W		Efficacy		128.728 lm/W		Efficiency		81.13%	
Source Flux	3086 lm	Maximum value		1617.80 cd/klm		Position		C=0.00 G=0.00		CG		Double Symmetrical	
Luminance cd/m2 Table 1/3													
	C 0.00	C 10.00	C 20.00	C 30.00	C 40.00	C 50.00	C 60.00	C 70.00	C 80.00	C 90.00	C 100.00	C 110.00	C 120.00
G 0.0	30300	30300	30300	30300	30300	30300	30300	30300	30300	30300	30300	30300	30300
G 5.0	29426	29426	29432	29442	29435	29439	29457	29466	29470	29475	29470	29466	29457
G 10.0	27357	27369	27395	27426	27444	27486	27555	27619	27659	27680	27659	27619	27555
G 15.0	22973	22909	22890	22913	22940	22998	23087	23163	23187	23190	23187	23163	23087
G 20.0	17892	17895	17904	17922	17949	17990	18039	18081	18091	18071	18091	18081	18039
G 25.0	12738	12760	12783	12814	12858	12882	12918	13020	13065	13017	13065	13020	12918
G 30.0	5177	5196	5261	5361	5341	5358	5400	5297	5238	5234	5238	5297	5400
G 35.0	1710	1725	1741	1765	1807	1849	1884	1914	1926	1921	1926	1914	1884
G 40.0	176	215	270	330	365	379	379	368	343	308	343	368	379
G 45.0	37	39	44	58	73	76	66	59	53	48	53	59	66
G 50.0	20	20	21	23	32	36	32	28	26	26	26	28	32
G 55.0	13	13	13	13	13	13	13	13	13	13	13	13	13
G 60.0	0	0	3	11	15	15	15	13	8	0	8	13	15
G 65.0	0	0	0	0	0	0	0	0	0	0	0	0	0
G 70.0	0	0	0	0	0	0	0	0	0	0	0	0	0
G 75.0	0	0	0	0	0	0	0	0	0	0	0	0	0
G 80.0	0	0	0	0	0	0	0	0	0	0	0	0	0
G 85.0	0	0	0	0	0	0	0	0	0	0	0	0	0
G 90.0	0	0	0	0	0	0	0	0	0	0	0	0	0

Luminaire

Code 90724L290

Name CORA L90W30 2 BOPTICS 830 LO

Measurem.

Code 28/7/2023

Name CORA L90W30 2 BOPTICS 830 LO

Luminaire Flux	2504 lm	Luminaire Power		19.4 W		Efficacy		128.728 lm/W		Efficiency		81.13%	
Source Flux	3086 lm	Maximum value		1617.80 cd/klm		Position		C=0.00 G=0.00		CG		Double Symmetrical	
Luminance cd/m2 Table 2/3													
	C 130.00	C 140.00	C 150.00	C 160.00	C 170.00	C 180.00	C 190.00	C 200.00	C 210.00	C 220.00	C 230.00	C 240.00	C 250.00
G 0.0	30300	30300	30300	30300	30300	30300	30300	30300	30300	30300	30300	30300	30300
G 5.0	29439	29435	29442	29432	29426	29426	29426	29432	29442	29435	29439	29457	29466
G 10.0	27486	27444	27426	27395	27369	27357	27369	27395	27426	27444	27486	27555	27619
G 15.0	22998	22940	22913	22890	22909	22973	22909	22890	22913	22940	22998	23087	23163
G 20.0	17990	17949	17922	17904	17895	17892	17895	17904	17922	17949	17990	18039	18081
G 25.0	12882	12858	12814	12783	12760	12738	12760	12783	12814	12858	12882	12918	13020
G 30.0	5358	5341	5361	5261	5196	5177	5196	5261	5361	5341	5358	5400	5297
G 35.0	1849	1807	1765	1741	1725	1710	1725	1741	1765	1807	1849	1884	1914
G 40.0	379	365	330	270	215	176	215	270	330	365	379	379	368
G 45.0	76	73	58	44	39	37	39	44	58	73	76	66	59
G 50.0	36	32	23	21	20	20	20	21	23	32	36	32	28
G 55.0	13	13	13	13	13	13	13	13	13	13	13	13	13
G 60.0	15	15	11	3	0	0	0	3	11	15	15	15	13
G 65.0	0	0	0	0	0	0	0	0	0	0	0	0	0
G 70.0	0	0	0	0	0	0	0	0	0	0	0	0	0
G 75.0	0	0	0	0	0	0	0	0	0	0	0	0	0
G 80.0	0	0	0	0	0	0	0	0	0	0	0	0	0
G 85.0	0	0	0	0	0	0	0	0	0	0	0	0	0
G 90.0	0	0	0	0	0	0	0	0	0	0	0	0	0

Luminaire

Code 90724L290

Name CORA L90W30 2 BOPTICS 830 LO

Measurem.

Code 28/7/2023

Name CORA L90W30 2 BOPTICS 830 LO

Luminaire Flux	2504 lm	Luminaire Power	19.4 W	Efficacy	128.728 lm/W	Efficiency	81.13%
Source Flux	3086 lm	Maximum value	1617.80 cd/klm	Position	C=0.00 G=0.00	CG	Double Symmetrical

Luminance cd/m2 Table 3/3

	C 260.00	C 270.00	C 280.00	C 290.00	C 300.00	C 310.00	C 320.00	C 330.00	C 340.00	C 350.00
G 0.0	30300	30300	30300	30300	30300	30300	30300	30300	30300	30300
G 5.0	29470	29475	29470	29466	29457	29439	29435	29442	29432	29426
G 10.0	27659	27680	27659	27619	27555	27486	27444	27426	27395	27369
G 15.0	23187	23190	23187	23163	23087	22998	22940	22913	22890	22909
G 20.0	18091	18071	18091	18081	18039	17990	17949	17922	17904	17895
G 25.0	13065	13017	13065	13020	12918	12882	12858	12814	12783	12760
G 30.0	5238	5234	5238	5297	5400	5358	5341	5361	5261	5196
G 35.0	1926	1921	1926	1914	1884	1849	1807	1765	1741	1725
G 40.0	343	308	343	368	379	379	365	330	270	215
G 45.0	53	48	53	59	66	76	73	58	44	39
G 50.0	26	26	26	28	32	36	32	23	21	20
G 55.0	13	13	13	13	13	13	13	13	13	13
G 60.0	8	0	8	13	15	15	15	11	3	0
G 65.0	0	0	0	0	0	0	0	0	0	0
G 70.0	0	0	0	0	0	0	0	0	0	0
G 75.0	0	0	0	0	0	0	0	0	0	0
G 80.0	0	0	0	0	0	0	0	0	0	0
G 85.0	0	0	0	0	0	0	0	0	0	0
G 90.0	0	0	0	0	0	0	0	0	0	0