

Luminaire

Code 90726Q360
Name CORA /E L60W60 3 BOPTICS 830 LO

Measurem.

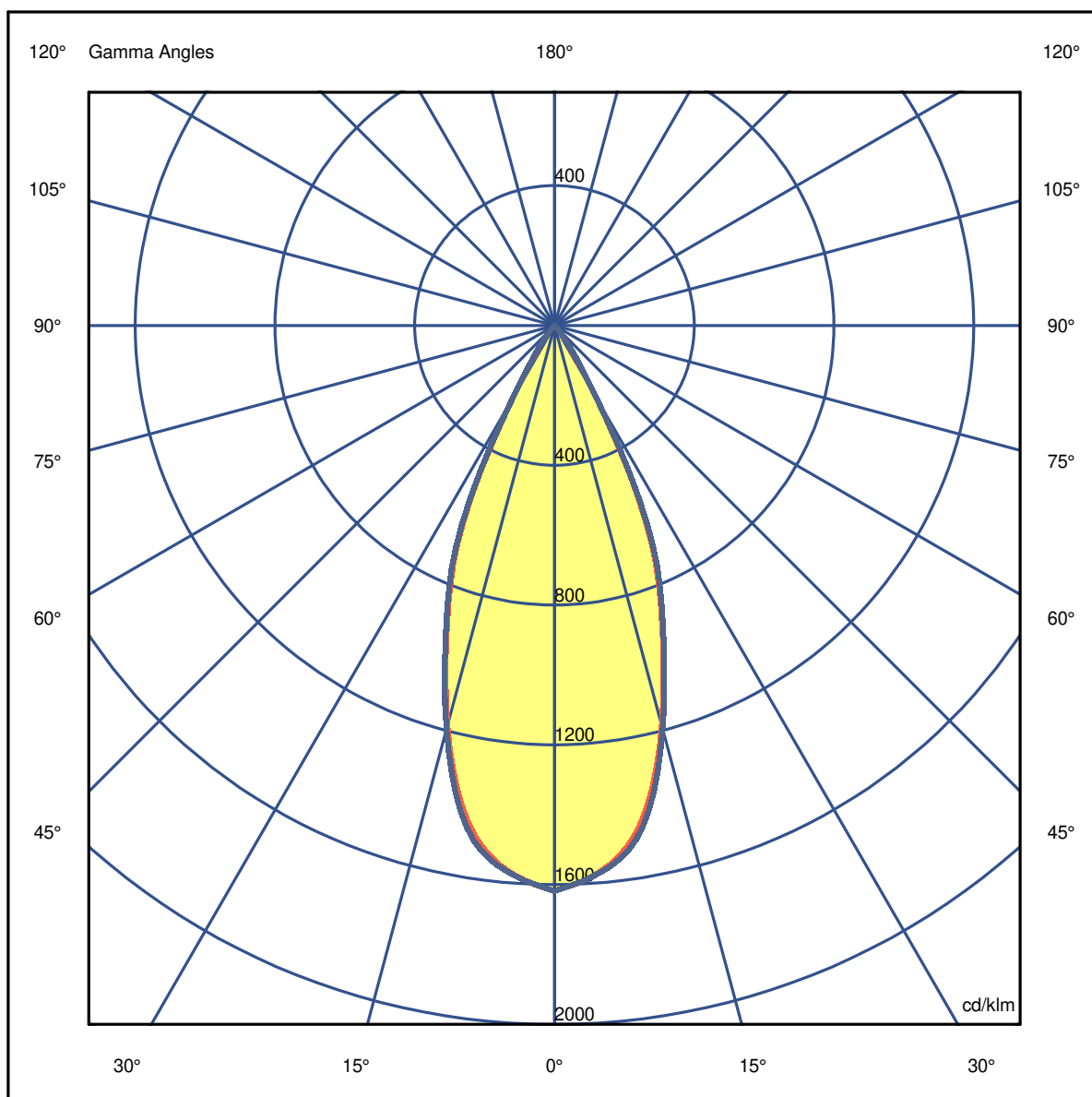
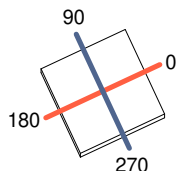
Code 28/7/2023
Name CORA /E L60W60 3 BOPTICS 830 LO

Luminaire Flux	2254 lm	Luminaire Power	18.0 W	Efficacy	125.145 lm/W	Efficiency	81.13%
Source Flux	2778 lm	Maximum value	1617.80 cd/klm	Position	C=0.00 G=0.00	CG	Double Symmetrical

597mm x 597mm

C Halfplanes

180.0 ————— 0.0
270.0 ————— 90.0



Luminaire

Code 90726Q360
Name CORA /E L60W60 3 BOPTICS 830 LO

Measurem.

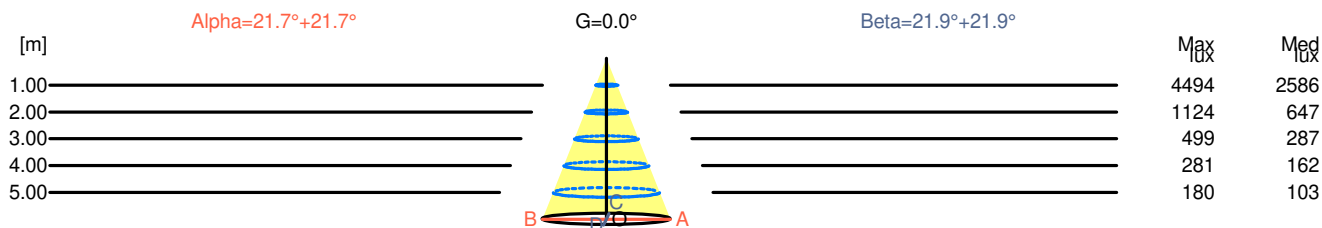
Code 28/7/2023
Name CORA /E L60W60 3 BOPTICS 830 LO

Luminaire Flux	2254 lm	Luminaire Power	18.0 W	Efficacy	125.145 lm/W	Efficiency	81.13%
Source Flux	2778 lm	Maximum value	1617.80 cd/klm	Position	C=0.00 G=0.00	CG	Double Symmetrical

Width at 50.00 % of Max Intensity

H[m]	1.00	2.00	3.00	4.00	5.00	H[m]	1.00	2.00	3.00	4.00	5.00
OA	0.40	0.80	1.19	1.59	1.99	OC	0.40	0.81	1.21	1.61	2.01
OB	0.40	0.80	1.19	1.59	1.99	OD	0.40	0.81	1.21	1.61	2.01

	0	5	15	25	35	45	55	65	75	85
OA	4494.25	4348.13	3291.37	1712.36	207.79	3.89	1.11	0.00	0.00	0.00
OB	4494.25	4348.13	3291.37	1712.36	207.79	3.89	1.11	0.00	0.00	0.00
OC	4494.25	4355.35	3322.49	1749.86	233.35	5.00	1.11	0.00	0.00	0.00
OD	4494.25	4355.35	3322.49	1749.86	233.35	5.00	1.11	0.00	0.00	0.00



H[m]	D[m]	Max lux	Med lux	Alpha=21.7°+21.7°	G=0.0	
1.00	0.80	4494	2586			
2.00	1.59	1124	647			
3.00	2.39	499	287			
4.00	3.19	281	162			
5.00	3.98	180	103			

H[m]	D[m]	Max lux	Med lux	Beta=21.9°+21.9°	G=0.0	
1.00	0.81	4494	2586			
2.00	1.61	1124	647			
3.00	2.42	499	287			
4.00	3.22	281	162			
5.00	4.03	180	103			

Luminaire

Code 90726Q360
Name CORA /E L60W60 3 BOPTICS 830 LO

Measurem.

Code 28/7/2023
Name CORA /E L60W60 3 BOPTICS 830 LO

Luminaire Flux	2254 lm	Luminaire Power	18.0 W	Efficacy	125.145 lm/W	Efficiency	81.13%
Source Flux	2778 lm	Maximum value	1617.80 cd/klm	Position	C=0.00 G=0.00	CG	Double Symmetrical

UGR
S = 0.250

Reflectancies										
Ceiling/Cavity	0.7	0.7	0.5	0.5	0.3	0.7	0.7	0.5	0.5	0.3
Walls	0.5	0.3	0.5	0.3	0.3	0.5	0.3	0.5	0.3	0.3
Working Plane	0.2	0.2	0.2	0.2	0.2	0.2	0.2	0.2	0.2	0.2
Room Dimensions	Lateral View					Viewed Endwise				
x=2H y=2H	< 0	0.2	< 0	0.4	0.6	< 0	0.5	0.1	0.7	0.9
x=2H y=3H	< 0	0.0	< 0	0.3	0.5	< 0	0.3	0.0	0.6	0.8
x=2H y=4H	< 0	< 0	< 0	0.2	0.4	< 0	0.2	< 0	0.5	0.7
x=2H y=6H	< 0	< 0	< 0	0.1	0.4	< 0	0.1	< 0	0.4	0.7
x=2H y=8H	< 0	< 0	< 0	0.1	0.4	< 0	0.0	< 0	0.3	0.6
x=2H y=12H	< 0	< 0	< 0	< 0	0.3	< 0	< 0	< 0	0.3	0.6
x=4H y=2H	< 0	< 0	< 0	0.2	0.4	< 0	0.2	< 0	0.5	0.7
x=4H y=3H	< 0	< 0	< 0	< 0	0.3	< 0	< 0	< 0	0.3	0.6
x=4H y=4H	< 0	< 0	< 0	< 0	0.2	< 0	< 0	< 0	0.2	0.5
x=4H y=6H	< 0	< 0	< 0	< 0	0.2	< 0	< 0	< 0	0.0	0.4
x=4H y=8H	< 0	< 0	< 0	< 0	0.1	< 0	< 0	< 0	< 0	0.4
x=4H y=12H	< 0	< 0	< 0	< 0	0.1	< 0	< 0	< 0	< 0	0.4
x=8H y=4H	< 0	< 0	< 0	< 0	0.1	< 0	< 0	< 0	< 0	0.4
x=8H y=6H	< 0	< 0	< 0	< 0	0.0	< 0	< 0	< 0	< 0	0.3
x=8H y=8H	< 0	< 0	< 0	< 0	0.0	< 0	< 0	< 0	< 0	0.3
x=8H y=12H	< 0	< 0	< 0	< 0	< 0	< 0	< 0	< 0	< 0	0.2
x=12H y=4H	< 0	< 0	< 0	< 0	0.1	< 0	< 0	< 0	< 0	0.4
x=12H y=6H	< 0	< 0	< 0	< 0	0.0	< 0	< 0	< 0	< 0	0.3
x=12H y=8H	< 0	< 0	< 0	< 0	< 0	< 0	< 0	< 0	< 0	0.2

Luminaire

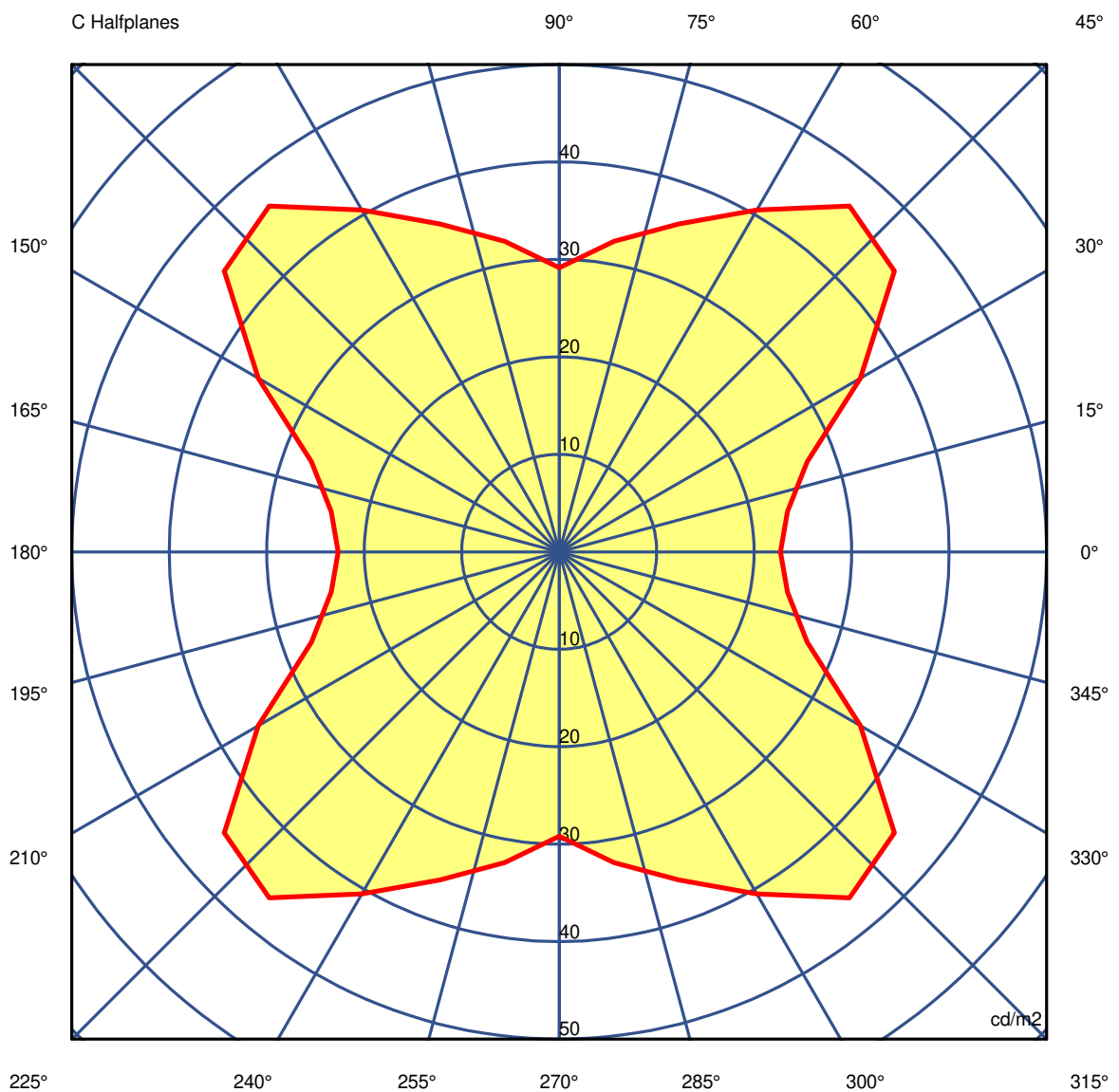
Code 90726Q360
Name CORA /E L60W60 3 BOPTICS 830 LO

Measurem.

Code 28/7/2023
Name CORA /E L60W60 3 BOPTICS 830 LO

Luminaire Flux	2254 lm	Luminaire Power	18.0 W	Efficacy	125.145 lm/W	Efficiency	81.13%
Source Flux	2778 lm	Maximum value	1617.80 cd/klm	Position	C=0.00 G=0.00	CG Double Symmetrical	

Luminance



45.0°

Luminaire

Code 90726Q360

Name CORA /E L60W60 3 BOPTICS 830 LO

Measurement

Code 28/7/2023

Name CORA /E L60W60 3 BOPTICS 830 LO

Luminaire Flux	2254 lm		Luminaire Power		18.0 W		Efficacy		125.145 lm/W		Efficiency		81.13%		
Source Flux	2778 lm		Maximum value		1617.80 cd/klm		Position		C=0.00 G=0.00		CG		Double Symmetrical		
Luminance cd/m2														Table 1/3	
	C 0.00	C 10.00	C 20.00	C 30.00	C 40.00	C 50.00	C 60.00	C 70.00	C 80.00	C 90.00	C 100.00	C 110.00	C 120.00		
G 0.0	18545	18545	18545	18545	18545	18545	18545	18545	18545	18545	18545	18545	18545	18545	
G 5.0	18010	18010	18014	18020	18016	18018	18029	18034	18037	18040	18037	18034	18029	18029	
G 10.0	16744	16751	16767	16786	16797	16823	16865	16904	16929	16942	16929	16904	16865	16865	
G 15.0	14060	14021	14010	14024	14040	14076	14130	14177	14192	14193	14192	14177	14130	14130	
G 20.0	10951	10952	10958	10969	10986	11011	11041	11066	11073	11060	11073	11066	11041	11041	
G 25.0	7796	7810	7824	7843	7870	7885	7906	7969	7997	7967	7997	7969	7906	7906	
G 30.0	3169	3180	3220	3281	3269	3279	3305	3242	3206	3203	3206	3242	3305	3305	
G 35.0	1047	1056	1066	1080	1106	1132	1153	1171	1179	1175	1179	1171	1153	1153	
G 40.0	108	131	165	202	224	232	232	225	210	189	210	225	232	232	
G 45.0	23	24	27	36	45	46	41	36	32	29	32	36	41	41	
G 50.0	12	12	13	14	19	22	20	17	16	16	16	17	20	20	
G 55.0	8	8	8	8	8	8	8	8	8	8	8	8	8	8	
G 60.0	0	0	2	7	9	9	9	8	5	0	5	8	9	9	
G 65.0	0	0	0	0	0	0	0	0	0	0	0	0	0	0	
G 70.0	0	0	0	0	0	0	0	0	0	0	0	0	0	0	
G 75.0	0	0	0	0	0	0	0	0	0	0	0	0	0	0	
G 80.0	0	0	0	0	0	0	0	0	0	0	0	0	0	0	
G 85.0	0	0	0	0	0	0	0	0	0	0	0	0	0	0	
G 90.0	0	0	0	0	0	0	0	0	0	0	0	0	0	0	

Luminaire

Code 90726Q360

Name CORA /E L60W60 3 BOPTICS 830 LO

Measurement

Code 28/7/2023

Name CORA /E L60W60 3 BOPTICS 830 LO

Luminaire Flux	2254 lm		Luminaire Power		18.0 W		Efficacy		125.145 lm/W		Efficiency		81.13%	
Source Flux	2778 lm		Maximum value		1617.80 cd/klm		Position		C=0.00 G=0.00		CG		Double Symmetrical	
Luminance cd/m2														
Table 2/3														
	C 130.00	C 140.00	C 150.00	C 160.00	C 170.00	C 180.00	C 190.00	C 200.00	C 210.00	C 220.00	C 230.00	C 240.00	C 250.00	
G 0.0	18545	18545	18545	18545	18545	18545	18545	18545	18545	18545	18545	18545	18545	
G 5.0	18018	18016	18020	18014	18010	18010	18010	18014	18020	18016	18018	18029	18034	
G 10.0	16823	16797	16786	16767	16751	16744	16751	16767	16786	16797	16823	16865	16904	
G 15.0	14076	14040	14024	14010	14021	14060	14021	14010	14024	14040	14076	14130	14177	
G 20.0	11011	10986	10969	10958	10952	10951	10952	10958	10969	10986	11011	11041	11066	
G 25.0	7885	7870	7843	7824	7810	7796	7810	7824	7843	7870	7885	7906	7969	
G 30.0	3279	3269	3281	3220	3180	3169	3180	3220	3281	3269	3279	3305	3242	
G 35.0	1132	1106	1080	1066	1056	1047	1056	1066	1080	1106	1132	1153	1171	
G 40.0	232	224	202	165	131	108	131	165	202	224	232	232	225	
G 45.0	46	45	36	27	24	23	24	27	36	45	46	41	36	
G 50.0	22	19	14	13	12	12	12	13	14	19	22	20	17	
G 55.0	8	8	8	8	8	8	8	8	8	8	8	8	8	
G 60.0	9	9	7	2	0	0	0	2	7	9	9	9	8	
G 65.0	0	0	0	0	0	0	0	0	0	0	0	0	0	
G 70.0	0	0	0	0	0	0	0	0	0	0	0	0	0	
G 75.0	0	0	0	0	0	0	0	0	0	0	0	0	0	
G 80.0	0	0	0	0	0	0	0	0	0	0	0	0	0	
G 85.0	0	0	0	0	0	0	0	0	0	0	0	0	0	
G 90.0	0	0	0	0	0	0	0	0	0	0	0	0	0	

Luminaire

Code 90726Q360

Name CORA /E L60W60 3 BOPTICS 830 LO

Measurem.

Code 28/7/2023

Name CORA /E L60W60 3 BOPTICS 830 LO

Luminaire Flux	2254 lm	Luminaire Power	18.0 W	Efficacy	125.145 lm/W	Efficiency	81.13%
Source Flux	2778 lm	Maximum value	1617.80 cd/klm	Position	C=0.00 G=0.00	CG	Double Symmetrical

Luminance cd/m2 Table 3/3

	C 260.00	C 270.00	C 280.00	C 290.00	C 300.00	C 310.00	C 320.00	C 330.00	C 340.00	C 350.00
G 0.0	18545	18545	18545	18545	18545	18545	18545	18545	18545	18545
G 5.0	18037	18040	18037	18034	18029	18018	18016	18020	18014	18010
G 10.0	16929	16942	16929	16904	16865	16823	16797	16786	16767	16751
G 15.0	14192	14193	14192	14177	14130	14076	14040	14024	14010	14021
G 20.0	11073	11060	11073	11066	11041	11011	10986	10969	10958	10952
G 25.0	7997	7967	7997	7969	7906	7885	7870	7843	7824	7810
G 30.0	3206	3203	3206	3242	3305	3279	3269	3281	3220	3180
G 35.0	1179	1175	1179	1171	1153	1132	1106	1080	1066	1056
G 40.0	210	189	210	225	232	232	224	202	165	131
G 45.0	32	29	32	36	41	46	45	36	27	24
G 50.0	16	16	16	17	20	22	19	14	13	12
G 55.0	8	8	8	8	8	8	8	8	8	8
G 60.0	5	0	5	8	9	9	9	7	2	0
G 65.0	0	0	0	0	0	0	0	0	0	0
G 70.0	0	0	0	0	0	0	0	0	0	0
G 75.0	0	0	0	0	0	0	0	0	0	0
G 80.0	0	0	0	0	0	0	0	0	0	0
G 85.0	0	0	0	0	0	0	0	0	0	0
G 90.0	0	0	0	0	0	0	0	0	0	0