

Luminaire

Code 90727L215

Name CORA L15W30 2 BOPTICS K3 840 HO

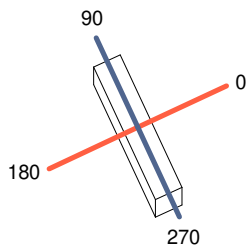
Measurem.

Code 28/7/2023

Name CORA L15W30 2 BOPTICS K3 840 HO

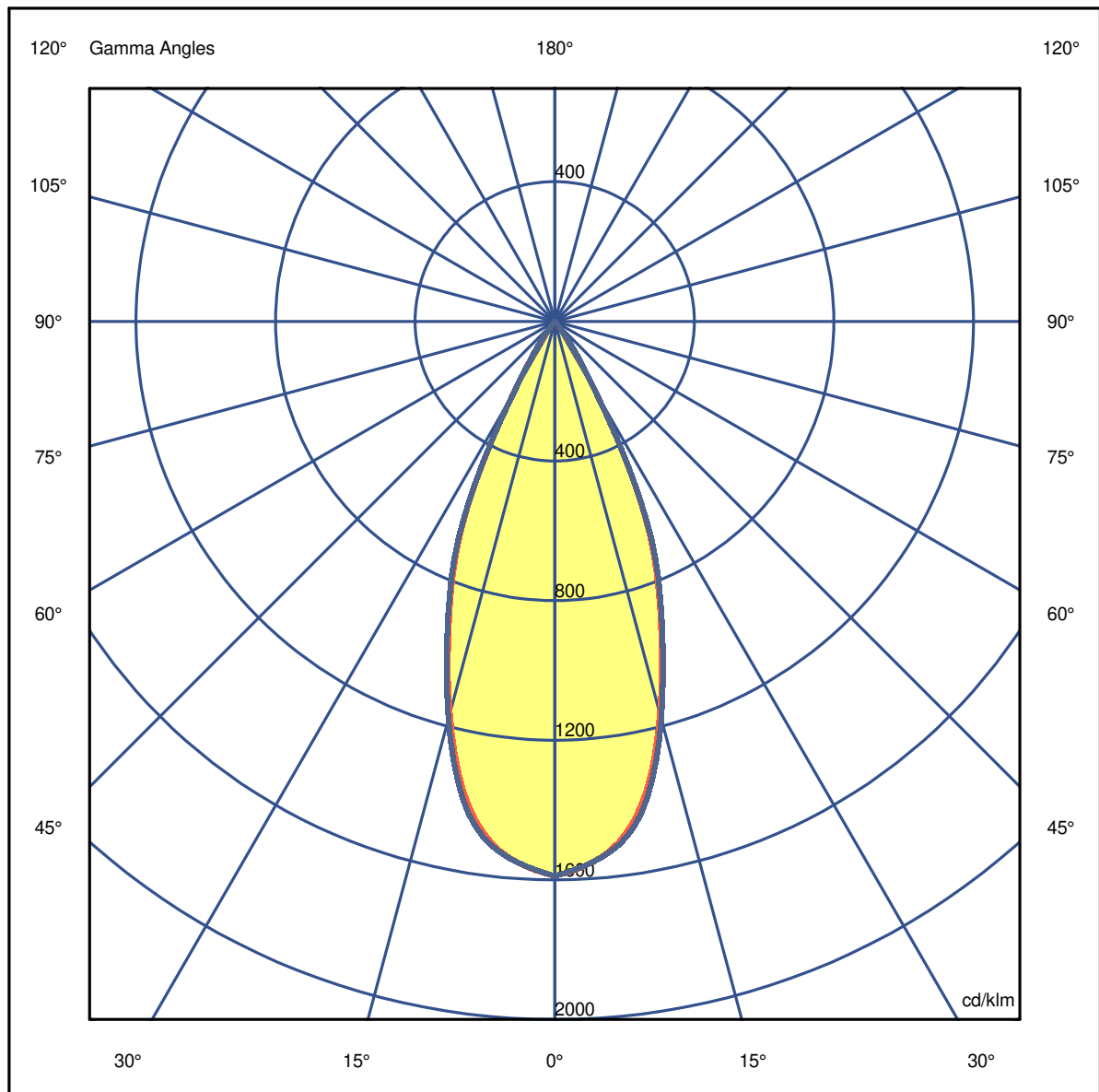
Luminaire Flux	6796 lm	Luminaire Power	50.3 W	Efficacy	135.214 lm/W	Efficiency	79.76%
Source Flux	8520 lm	Maximum value	1588.50 cd/klm	Position	C=0.00 G=0.00	CG	Double Symmetrical

1497mm x 297mm



C Halfplanes

180.0 — 0.0
270.0 — 90.0



Luminaire

Code 90727L215

Name CORA L15W30 2 BOPTICS K3 840 HO

Measurem.

Code 28/7/2023

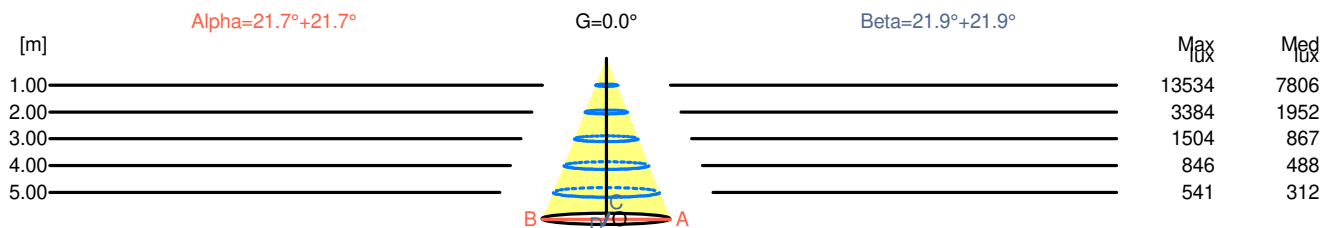
Name CORA L15W30 2 BOPTICS K3 840 HO

Luminaire Flux	6796 lm	Luminaire Power	50.3 W	Efficacy	135.214 lm/W	Efficiency	79.76%
Source Flux	8520 lm	Maximum value	1588.50 cd/klm	Position	C=0.00 G=0.00	CG	Double Symmetrical

Width at 50.00 % of Max Intensity

H[m]	1.00	2.00	3.00	4.00	5.00	H[m]	1.00	2.00	3.00	4.00	5.00
OA	0.40	0.80	1.19	1.59	1.99	OC	0.40	0.81	1.21	1.61	2.01
OB	0.40	0.80	1.19	1.59	1.99	OD	0.40	0.81	1.21	1.61	2.01

	0	5	15	25	35	45	55	65	75	85
OA	13534.02	13118.24	9903.65	5125.63	631.33	10.22	0.00	0.00	0.00	0.00
OB	13534.02	13118.24	9903.65	5125.63	631.33	10.22	0.00	0.00	0.00	0.00
OC	13534.02	13129.32	10037.41	5221.06	694.38	16.19	0.00	0.00	0.00	0.00
OD	13534.02	13129.32	10037.41	5221.06	694.38	16.19	0.00	0.00	0.00	0.00



H[m]	D[m]	Max lux	Med lux	Alpha=21.7°+21.7°	G=0.0
1.00	0.80	13534	7806		
2.00	1.59	3384	1952		
3.00	2.39	1504	867		
4.00	3.18	846	488		
5.00	3.98	541	312		

H[m]	D[m]	Max lux	Med lux	Beta=21.9°+21.9°	G=0.0
1.00	0.81	13534	7806		
2.00	1.61	3384	1952		
3.00	2.42	1504	867		
4.00	3.22	846	488		
5.00	4.03	541	312		

Luminaire

Code 90727L215

Name CORA L15W30 2 BOPTICS K3 840 HO

Measurem.

Code 28/7/2023

Name CORA L15W30 2 BOPTICS K3 840 HO

Luminaire Flux	6796 lm	Luminaire Power	50.3 W	Efficacy	135.214 lm/W	Efficiency	79.76%
Source Flux	8520 lm	Maximum value	1588.50 cd/klm	Position	C=0.00 G=0.00	CG	Double Symmetrical

UGR
S = 0.250

Reflectancies										
Ceiling/Cavity	0.7	0.7	0.5	0.5	0.3	0.7	0.7	0.5	0.5	0.3
Walls	0.5	0.3	0.5	0.3	0.3	0.5	0.3	0.5	0.3	0.3
Working Plane	0.2	0.2	0.2	0.2	0.2	0.2	0.2	0.2	0.2	0.2
Room Dimensions										
Room Dimensions	Lateral View					Viewed Endwise				
x=2H y=2H	3.0	3.6	3.2	3.8	4.0	3.1	3.7	3.3	3.9	4.1
x=2H y=3H	2.8	3.4	3.1	3.6	3.8	3.0	3.5	3.2	3.8	4.0
x=2H y=4H	2.8	3.3	3.1	3.6	3.8	2.9	3.4	3.2	3.7	3.9
x=2H y=6H	2.7	3.2	3.0	3.5	3.7	2.8	3.3	3.2	3.6	3.9
x=2H y=8H	2.6	3.1	3.0	3.4	3.7	2.8	3.2	3.1	3.5	3.8
x=2H y=12H	2.6	3.0	3.0	3.4	3.6	2.7	3.2	3.1	3.5	3.8
x=4H y=2H	2.8	3.3	3.1	3.6	3.8	2.9	3.4	3.2	3.7	3.9
x=4H y=3H	2.6	3.0	3.0	3.4	3.7	2.7	3.2	3.1	3.5	3.8
x=4H y=4H	2.5	2.9	2.9	3.2	3.6	2.7	3.0	3.0	3.4	3.7
x=4H y=6H	2.5	2.8	2.9	3.1	3.5	2.6	2.9	3.0	3.3	3.7
x=4H y=8H	2.4	2.7	2.8	3.1	3.5	2.5	2.8	3.0	3.2	3.6
x=4H y=12H	2.4	2.6	2.8	3.0	3.4	2.5	2.8	2.9	3.2	3.6
x=8H y=4H	2.4	2.7	2.8	3.1	3.5	2.5	2.8	3.0	3.2	3.6
x=8H y=6H	2.3	2.5	2.8	3.0	3.4	2.5	2.7	2.9	3.1	3.5
x=8H y=8H	2.3	2.5	2.7	2.9	3.4	2.4	2.6	2.9	3.0	3.5
x=8H y=12H	2.2	2.4	2.7	2.8	3.3	2.4	2.5	2.8	3.0	3.5
x=12H y=4H	2.4	2.6	2.8	3.0	3.4	2.5	2.8	2.9	3.2	3.6
x=12H y=6H	2.3	2.5	2.7	2.9	3.4	2.4	2.6	2.9	3.0	3.5
x=12H y=8H	2.2	2.4	2.7	2.8	3.3	2.4	2.5	2.8	3.0	3.5

Luminaire

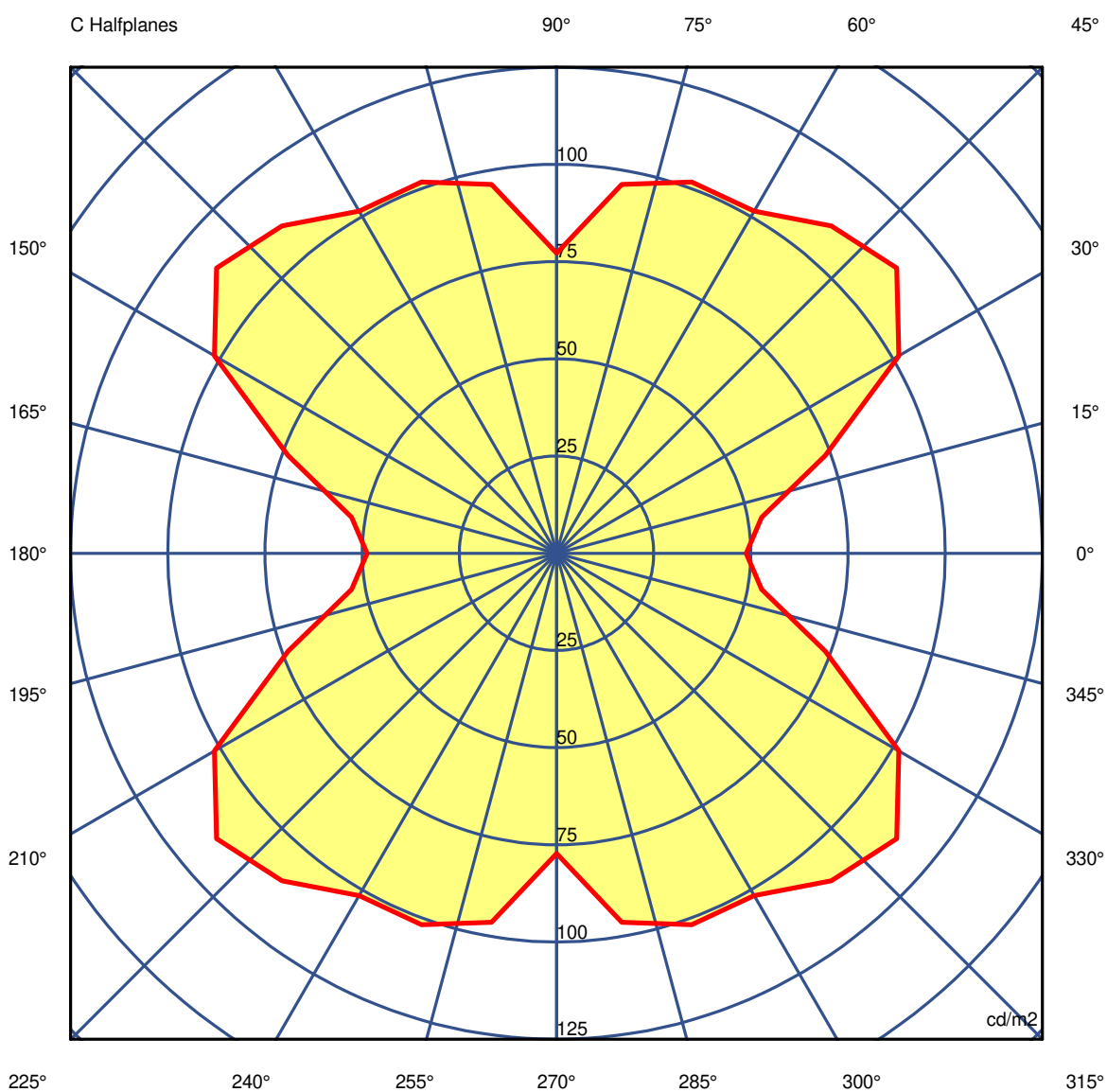
Code 90727L215
Name CORA L15W30 2 BOPTICS K3 840 HO

Measurem.

Code 28/7/2023
Name CORA L15W30 2 BOPTICS K3 840 HO

Luminaire Flux	6796 lm	Luminaire Power	50.3 W	Efficacy	135.214 lm/W	Efficiency	79.76%
Source Flux	8520 lm	Maximum value	1588.50 cd/klm	Position	C=0.00 G=0.00	CG Double Symmetrical	

Luminance



45.0°

Luminaire

Code 90727L215

Name CORA L15W30 2 BOPTICS K3 840 HO

Measurement

Code 28/7/2023

Name CORA L15W30 2 BOPTICS K3 840 HO

Luminaire Flux	6796 lm		Luminaire Power		50.3 W		Efficacy		135.214 lm/W		Efficiency		79.76%	
Source Flux	8520 lm		Maximum value		1588.50 cd/klm		Position		C=0.00 G=0.00		CG		Double Symmetrical	
Luminance cd/m2 Table 1/3														
	C 0.00	C 10.00	C 20.00	C 30.00	C 40.00	C 50.00	C 60.00	C 70.00	C 80.00	C 90.00	C 100.00	C 110.00	C 120.00	
G 0.0	45658	45658	45658	45658	45658	45658	45658	45658	45658	45658	45658	45658	45658	
G 5.0	44424	44392	44400	44424	44410	44417	44453	44459	44462	44462	44462	44459	44453	
G 10.0	41243	41265	41302	41351	41402	41479	41578	41659	41703	41716	41703	41659	41578	
G 15.0	34589	34649	34670	34681	34745	34795	34854	35003	35088	35056	35088	35003	34854	
G 20.0	26960	26979	26985	26987	27015	27106	27232	27316	27343	27333	27343	27316	27232	
G 25.0	19079	19054	19059	19117	19225	19313	19371	19438	19463	19434	19463	19438	19371	
G 30.0	7975	8011	8084	8148	8124	8129	8148	8045	7949	7926	7949	8045	8148	
G 35.0	2600	2633	2676	2730	2785	2822	2839	2854	2860	2860	2860	2854	2839	
G 40.0	349	376	450	544	584	591	578	536	486	439	486	536	578	
G 45.0	49	54	74	102	114	110	102	102	96	77	96	102	102	
G 50.0	54	54	54	54	54	54	54	54	54	54	54	54	54	
G 55.0	0	0	0	0	41	68	60	41	20	0	20	41	60	
G 60.0	0	0	0	0	0	0	0	0	0	0	0	0	0	
G 65.0	0	0	0	0	0	0	0	0	0	0	0	0	0	
G 70.0	0	0	0	0	0	0	0	0	0	0	0	0	0	
G 75.0	0	0	0	0	0	0	0	0	0	0	0	0	0	
G 80.0	0	0	0	0	0	0	0	0	0	0	0	0	0	
G 85.0	0	0	0	0	0	0	0	0	0	0	0	0	0	
G 90.0	0	0	0	0	0	0	0	0	0	0	0	0	0	

Luminaire

Code 90727L215

Name CORA L15W30 2 BOPTICS K3 840 HO

Measurem.

Code 28/7/2023

Name CORA L15W30 2 BOPTICS K3 840 HO

Luminaire Flux	6796 lm		Luminaire Power		50.3 W		Efficacy		135.214 lm/W		Efficiency		79.76%	
Source Flux	8520 lm		Maximum value		1588.50 cd/klm		Position		C=0.00 G=0.00		CG		Double Symmetrical	
Luminance cd/m2 Table 2/3														
	C 130.00	C 140.00	C 150.00	C 160.00	C 170.00	C 180.00	C 190.00	C 200.00	C 210.00	C 220.00	C 230.00	C 240.00	C 250.00	
G 0.0	45658	45658	45658	45658	45658	45658	45658	45658	45658	45658	45658	45658	45658	
G 5.0	44417	44410	44424	44400	44392	44424	44392	44400	44424	44410	44417	44453	44459	
G 10.0	41479	41402	41351	41302	41265	41243	41265	41302	41351	41402	41479	41578	41659	
G 15.0	34795	34745	34681	34670	34649	34589	34649	34670	34681	34745	34795	34854	35003	
G 20.0	27106	27015	26987	26985	26979	26960	26979	26985	26987	27015	27106	27232	27316	
G 25.0	19313	19225	19117	19059	19054	19079	19054	19059	19117	19225	19313	19371	19438	
G 30.0	8129	8124	8148	8084	8011	7975	8011	8084	8148	8124	8129	8148	8045	
G 35.0	2822	2785	2730	2676	2633	2600	2633	2676	2730	2785	2822	2839	2854	
G 40.0	591	584	544	450	376	349	376	450	544	584	591	578	536	
G 45.0	110	114	102	74	54	49	54	74	102	114	110	102	102	
G 50.0	54	54	54	54	54	54	54	54	54	54	54	54	54	
G 55.0	68	41	0	0	0	0	0	0	0	41	68	60	41	
G 60.0	0	0	0	0	0	0	0	0	0	0	0	0	0	
G 65.0	0	0	0	0	0	0	0	0	0	0	0	0	0	
G 70.0	0	0	0	0	0	0	0	0	0	0	0	0	0	
G 75.0	0	0	0	0	0	0	0	0	0	0	0	0	0	
G 80.0	0	0	0	0	0	0	0	0	0	0	0	0	0	
G 85.0	0	0	0	0	0	0	0	0	0	0	0	0	0	
G 90.0	0	0	0	0	0	0	0	0	0	0	0	0	0	

Luminaire

Code 90727L215

Name CORA L15W30 2 BOPTICS K3 840 HO

Measurem.

Code 28/7/2023

Name CORA L15W30 2 BOPTICS K3 840 HO

Luminaire Flux	6796 lm	Luminaire Power	50.3 W	Efficacy	135.214 lm/W	Efficiency	79.76%
Source Flux	8520 lm	Maximum value	1588.50 cd/klm	Position	C=0.00 G=0.00	CG	Double Symmetrical

Luminance cd/m2 Table 3/3

	C 260.00	C 270.00	C 280.00	C 290.00	C 300.00	C 310.00	C 320.00	C 330.00	C 340.00	C 350.00
G 0.0	45658	45658	45658	45658	45658	45658	45658	45658	45658	45658
G 5.0	44462	44462	44462	44459	44453	44417	44410	44424	44400	44392
G 10.0	41703	41716	41703	41659	41578	41479	41402	41351	41302	41265
G 15.0	35088	35056	35088	35003	34854	34795	34745	34681	34670	34649
G 20.0	27343	27333	27343	27316	27232	27106	27015	26987	26985	26979
G 25.0	19463	19434	19463	19438	19371	19313	19225	19117	19059	19054
G 30.0	7949	7926	7949	8045	8148	8129	8124	8148	8084	8011
G 35.0	2860	2860	2860	2854	2839	2822	2785	2730	2676	2633
G 40.0	486	439	486	536	578	591	584	544	450	376
G 45.0	96	77	96	102	102	110	114	102	74	54
G 50.0	54	54	54	54	54	54	54	54	54	54
G 55.0	20	0	20	41	60	68	41	0	0	0
G 60.0	0	0	0	0	0	0	0	0	0	0
G 65.0	0	0	0	0	0	0	0	0	0	0
G 70.0	0	0	0	0	0	0	0	0	0	0
G 75.0	0	0	0	0	0	0	0	0	0	0
G 80.0	0	0	0	0	0	0	0	0	0	0
G 85.0	0	0	0	0	0	0	0	0	0	0
G 90.0	0	0	0	0	0	0	0	0	0	0