

Luminaire

Code 90727L290

Name CORA L90W30 2 BOPTICS 840 HO

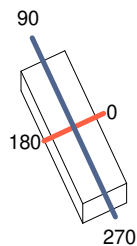
Measurem.

Code 28/7/2023

Name CORA L90W30 2 BOPTICS 840 HO

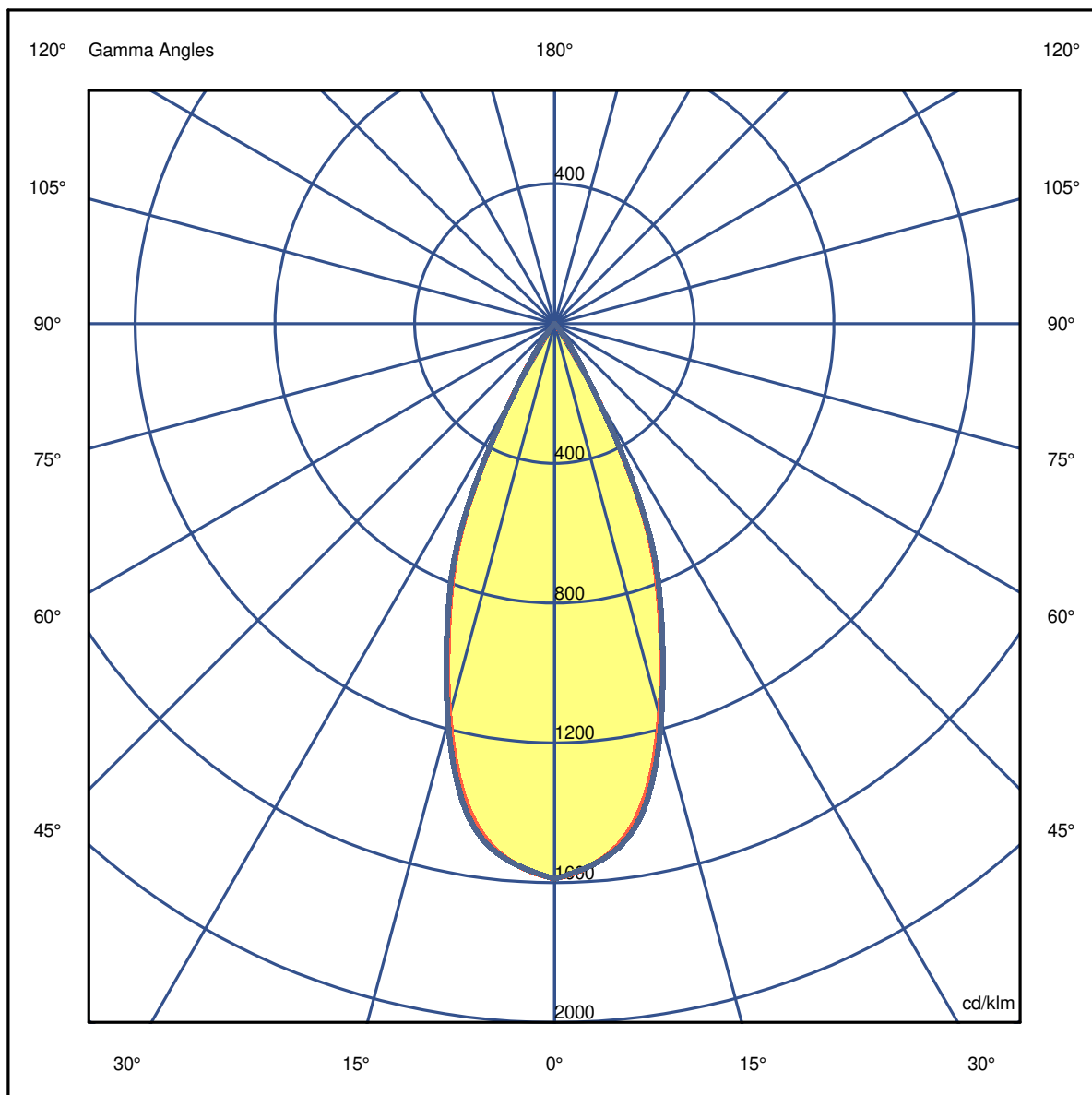
Luminaire Flux	3768 lm	Luminaire Power	29.6 W	Efficacy	127.342 lm/W	Efficiency	79.76%
Source Flux	4724 lm	Maximum value	1588.50 cd/klm	Position	C=0.00 G=0.00	CG	Double Symmetrical

897mm x 297mm



C Halfplanes

180.0 ——— 0.0
270.0 ——— 90.0



Luminaire

Code 90727L290

Name CORA L90W30 2 BOPTICS 840 HO

Measurem.

Code 28/7/2023

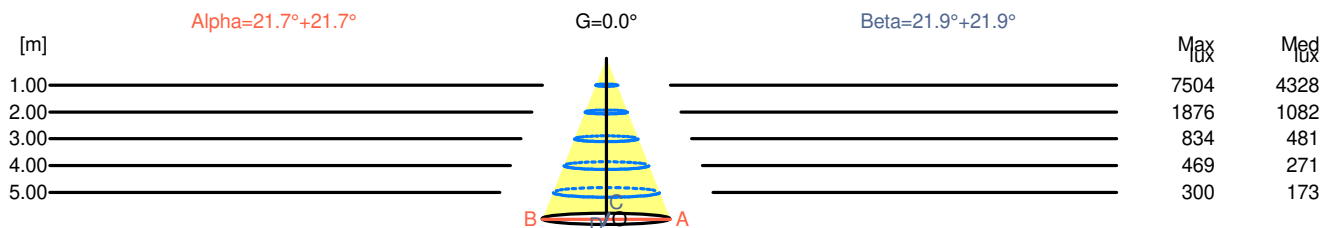
Name CORA L90W30 2 BOPTICS 840 HO

Luminaire Flux	3768 lm	Luminaire Power	29.6 W	Efficacy	127.342 lm/W	Efficiency	79.76%
Source Flux	4724 lm	Maximum value	1588.50 cd/klm	Position	C=0.00 G=0.00	CG	Double Symmetrical

Width at 50.00 % of Max Intensity

H[m]	1.00	2.00	3.00	4.00	5.00	H[m]	1.00	2.00	3.00	4.00	5.00
OA	0.40	0.80	1.19	1.59	1.99	OC	0.40	0.81	1.21	1.61	2.01
OB	0.40	0.80	1.19	1.59	1.99	OD	0.40	0.81	1.21	1.61	2.01

	0	5	15	25	35	45	55	65	75	85
OA	7504.07	7273.54	5491.18	2841.96	350.05	5.67	0.00	0.00	0.00	0.00
OB	7504.07	7273.54	5491.18	2841.96	350.05	5.67	0.00	0.00	0.00	0.00
OC	7504.07	7279.68	5565.34	2894.87	385.01	8.98	0.00	0.00	0.00	0.00
OD	7504.07	7279.68	5565.34	2894.87	385.01	8.98	0.00	0.00	0.00	0.00



H[m]	D[m]	Max lux	Med lux	Alpha=21.7°+21.7°	G=0.0	
1.00	0.80	7504	4328			
2.00	1.59	1876	1082			
3.00	2.39	834	481			
4.00	3.18	469	271			
5.00	3.98	300	173			

H[m]	D[m]	Max lux	Med lux	Beta=21.9°+21.9°	G=0.0	
1.00	0.81	7504	4328			
2.00	1.61	1876	1082			
3.00	2.42	834	481			
4.00	3.22	469	271			
5.00	4.03	300	173			

Luminaire

Code 90727L290

Name CORA L90W30 2 BOPTICS 840 HO

Measurem.

Code 28/7/2023

Name CORA L90W30 2 BOPTICS 840 HO

Luminaire Flux	3768 lm	Luminaire Power	29.6 W	Efficacy	127.342 lm/W	Efficiency	79.76%
Source Flux	4724 lm	Maximum value	1588.50 cd/klm	Position	C=0.00 G=0.00	CG	Double Symmetrical

UGR
S = 0.250

Reflectancies										
Ceiling/Cavity	0.7	0.7	0.5	0.5	0.3	0.7	0.7	0.5	0.5	0.3
Walls	0.5	0.3	0.5	0.3	0.3	0.5	0.3	0.5	0.3	0.3
Working Plane	0.2	0.2	0.2	0.2	0.2	0.2	0.2	0.2	0.2	0.2
Room Dimensions	Lateral View					Viewed Endwise				
x=2H y=2H	2.9	3.6	3.2	3.8	4.0	3.1	3.7	3.3	3.9	4.1
x=2H y=3H	2.8	3.4	3.1	3.6	3.8	2.9	3.5	3.2	3.7	4.0
x=2H y=4H	2.7	3.3	3.0	3.5	3.8	2.9	3.4	3.2	3.7	3.9
x=2H y=6H	2.7	3.2	3.0	3.5	3.7	2.8	3.3	3.1	3.6	3.9
x=2H y=8H	2.6	3.1	2.9	3.4	3.7	2.8	3.2	3.1	3.5	3.8
x=2H y=12H	2.6	3.0	2.9	3.3	3.6	2.7	3.2	3.1	3.5	3.8
x=4H y=2H	2.7	3.3	3.0	3.5	3.8	2.9	3.4	3.2	3.7	3.9
x=4H y=3H	2.6	3.0	2.9	3.3	3.6	2.7	3.2	3.1	3.5	3.8
x=4H y=4H	2.5	2.9	2.9	3.2	3.6	2.7	3.0	3.0	3.4	3.7
x=4H y=6H	2.5	2.8	2.8	3.1	3.5	2.6	2.9	3.0	3.3	3.6
x=4H y=8H	2.4	2.7	2.8	3.1	3.5	2.5	2.8	2.9	3.2	3.6
x=4H y=12H	2.4	2.6	2.8	3.0	3.4	2.5	2.7	2.9	3.1	3.6
x=8H y=4H	2.4	2.7	2.8	3.1	3.5	2.5	2.8	2.9	3.2	3.6
x=8H y=6H	2.3	2.5	2.8	3.0	3.4	2.5	2.7	2.9	3.1	3.5
x=8H y=8H	2.3	2.4	2.7	2.9	3.3	2.4	2.6	2.9	3.0	3.5
x=8H y=12H	2.2	2.4	2.7	2.8	3.3	2.4	2.5	2.8	3.0	3.4
x=12H y=4H	2.4	2.6	2.8	3.0	3.4	2.5	2.7	2.9	3.1	3.6
x=12H y=6H	2.3	2.4	2.7	2.9	3.3	2.4	2.6	2.9	3.0	3.5
x=12H y=8H	2.2	2.4	2.7	2.8	3.3	2.4	2.5	2.8	3.0	3.4

Luminaire

Code 90727L290

Name CORA L90W30 2 BOPTICS 840 HO

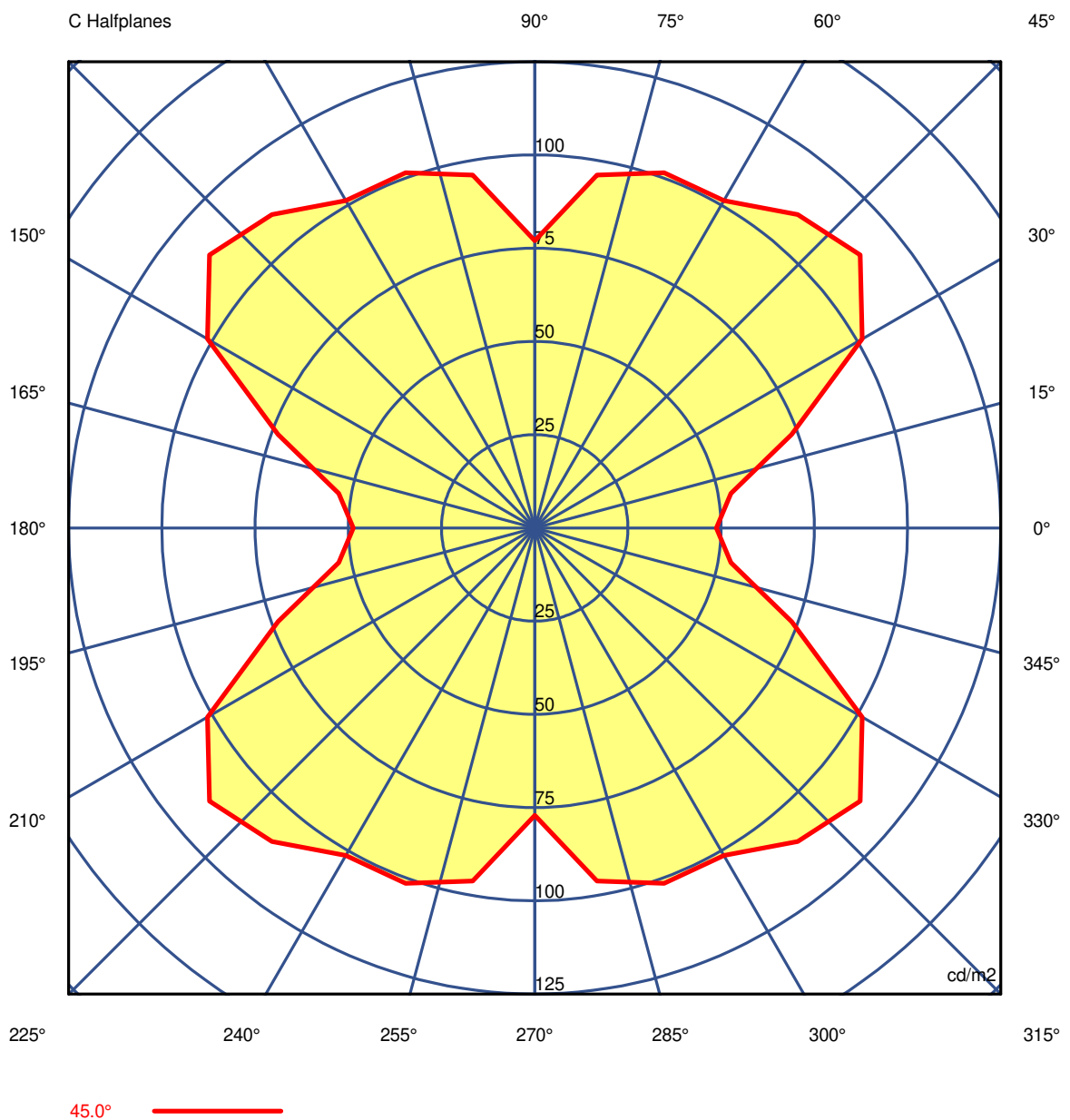
Measurem.

Code 28/7/2023

Name CORA L90W30 2 BOPTICS 840 HO

Luminaire Flux	3768 lm	Luminaire Power	29.6 W	Efficacy	127.342 lm/W	Efficiency	79.76%
Source Flux	4724 lm	Maximum value	1588.50 cd/klm	Position	C=0.00 G=0.00	CG Double Symmetrical	

Luminance



Luminaire

Code 90727L290

Name CORA L90W30 2 BOPTICS 840 HO

Measurement

Code 28/7/2023

Name CORA L90W30 2 BOPTICS 840 HO

Luminaire Flux	3768 lm		Luminaire Power		29.6 W		Efficacy		127.342 lm/W		Efficiency		79.76%	
Source Flux	4724 lm		Maximum value		1588.50 cd/klm		Position		C=0.00 G=0.00		CG		Double Symmetrical	
Luminance cd/m2 Table 1/3														
	C 0.00	C 10.00	C 20.00	C 30.00	C 40.00	C 50.00	C 60.00	C 70.00	C 80.00	C 90.00	C 100.00	C 110.00	C 120.00	
G 0.0	45542	45542	45542	45542	45542	45542	45542	45542	45542	45542	45542	45542	45542	
G 5.0	44312	44280	44287	44312	44298	44305	44340	44346	44349	44349	44349	44346	44340	
G 10.0	41138	41160	41197	41246	41297	41374	41473	41554	41597	41610	41597	41554	41473	
G 15.0	34502	34562	34583	34594	34657	34707	34766	34915	34999	34968	34999	34915	34766	
G 20.0	26891	26911	26917	26919	26947	27038	27163	27246	27274	27264	27274	27246	27163	
G 25.0	19031	19005	19011	19069	19176	19264	19322	19389	19414	19385	19414	19389	19322	
G 30.0	7955	7991	8064	8127	8103	8109	8127	8024	7929	7906	7929	8024	8127	
G 35.0	2593	2626	2669	2723	2778	2814	2831	2847	2852	2852	2852	2847	2831	
G 40.0	348	375	449	543	583	589	576	535	484	438	484	535	576	
G 45.0	49	53	73	101	114	110	101	101	96	77	96	101	101	
G 50.0	54	54	54	54	54	54	54	54	54	54	54	54	54	
G 55.0	0	0	0	0	41	68	60	41	20	0	20	41	60	
G 60.0	0	0	0	0	0	0	0	0	0	0	0	0	0	
G 65.0	0	0	0	0	0	0	0	0	0	0	0	0	0	
G 70.0	0	0	0	0	0	0	0	0	0	0	0	0	0	
G 75.0	0	0	0	0	0	0	0	0	0	0	0	0	0	
G 80.0	0	0	0	0	0	0	0	0	0	0	0	0	0	
G 85.0	0	0	0	0	0	0	0	0	0	0	0	0	0	
G 90.0	0	0	0	0	0	0	0	0	0	0	0	0	0	

Luminaire

Code 90727L290

Name CORA L90W30 2 BOPTICS 840 HO

Measurement

Code 28/7/2023

Name CORA L90W30 2 BOPTICS 840 HO

Luminaire Flux	3768 lm		Luminaire Power		29.6 W		Efficacy		127.342 lm/W		Efficiency		79.76%	
Source Flux	4724 lm		Maximum value		1588.50 cd/klm		Position		C=0.00 G=0.00		CG		Double Symmetrical	
Luminance cd/m2														
Table 2/3														
	C 130.00	C 140.00	C 150.00	C 160.00	C 170.00	C 180.00	C 190.00	C 200.00	C 210.00	C 220.00	C 230.00	C 240.00	C 250.00	
G 0.0	45542	45542	45542	45542	45542	45542	45542	45542	45542	45542	45542	45542	45542	
G 5.0	44305	44298	44312	44287	44280	44312	44280	44287	44312	44298	44305	44340	44346	
G 10.0	41374	41297	41246	41197	41160	41138	41160	41197	41246	41297	41374	41473	41554	
G 15.0	34707	34657	34594	34583	34562	34502	34562	34583	34594	34657	34707	34766	34915	
G 20.0	27038	26947	26919	26917	26911	26891	26911	26917	26919	26947	27038	27163	27246	
G 25.0	19264	19176	19069	19011	19005	19031	19005	19011	19069	19176	19264	19322	19389	
G 30.0	8109	8103	8127	8064	7991	7955	7991	8064	8127	8103	8109	8127	8024	
G 35.0	2814	2778	2723	2669	2626	2593	2626	2669	2723	2778	2814	2831	2847	
G 40.0	589	583	543	449	375	348	375	449	543	583	589	576	535	
G 45.0	110	114	101	73	53	49	53	73	101	114	110	101	101	
G 50.0	54	54	54	54	54	54	54	54	54	54	54	54	54	
G 55.0	68	41	0	0	0	0	0	0	0	41	68	60	41	
G 60.0	0	0	0	0	0	0	0	0	0	0	0	0	0	
G 65.0	0	0	0	0	0	0	0	0	0	0	0	0	0	
G 70.0	0	0	0	0	0	0	0	0	0	0	0	0	0	
G 75.0	0	0	0	0	0	0	0	0	0	0	0	0	0	
G 80.0	0	0	0	0	0	0	0	0	0	0	0	0	0	
G 85.0	0	0	0	0	0	0	0	0	0	0	0	0	0	
G 90.0	0	0	0	0	0	0	0	0	0	0	0	0	0	

Luminaire

Code 90727L290

Name CORA L90W30 2 BOPTICS 840 HO

Measurem.

Code 28/7/2023

Name CORA L90W30 2 BOPTICS 840 HO

Luminaire Flux	3768 lm	Luminaire Power	29.6 W	Efficacy	127.342 lm/W	Efficiency	79.76%
Source Flux	4724 lm	Maximum value	1588.50 cd/klm	Position	C=0.00 G=0.00	CG	Double Symmetrical

Luminance cd/m2 Table 3/3

	C 260.00	C 270.00	C 280.00	C 290.00	C 300.00	C 310.00	C 320.00	C 330.00	C 340.00	C 350.00
G 0.0	45542	45542	45542	45542	45542	45542	45542	45542	45542	45542
G 5.0	44349	44349	44349	44346	44340	44305	44298	44312	44287	44280
G 10.0	41597	41610	41597	41554	41473	41374	41297	41246	41197	41160
G 15.0	34999	34968	34999	34915	34766	34707	34657	34594	34583	34562
G 20.0	27274	27264	27274	27246	27163	27038	26947	26919	26917	26911
G 25.0	19414	19385	19414	19389	19322	19264	19176	19069	19011	19005
G 30.0	7929	7906	7929	8024	8127	8109	8103	8127	8064	7991
G 35.0	2852	2852	2852	2847	2831	2814	2778	2723	2669	2626
G 40.0	484	438	484	535	576	589	583	543	449	375
G 45.0	96	77	96	101	101	110	114	101	73	53
G 50.0	54	54	54	54	54	54	54	54	54	54
G 55.0	20	0	20	41	60	68	41	0	0	0
G 60.0	0	0	0	0	0	0	0	0	0	0
G 65.0	0	0	0	0	0	0	0	0	0	0
G 70.0	0	0	0	0	0	0	0	0	0	0
G 75.0	0	0	0	0	0	0	0	0	0	0
G 80.0	0	0	0	0	0	0	0	0	0	0
G 85.0	0	0	0	0	0	0	0	0	0	0
G 90.0	0	0	0	0	0	0	0	0	0	0