

Luminaire

Code 90727L290

Name CORA L90W30 2 BOPTICS 830 HO

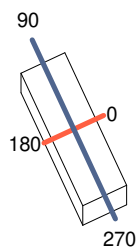
Measurem.

Code 28/7/2023

Name CORA L90W30 2 BOPTICS 830 HO

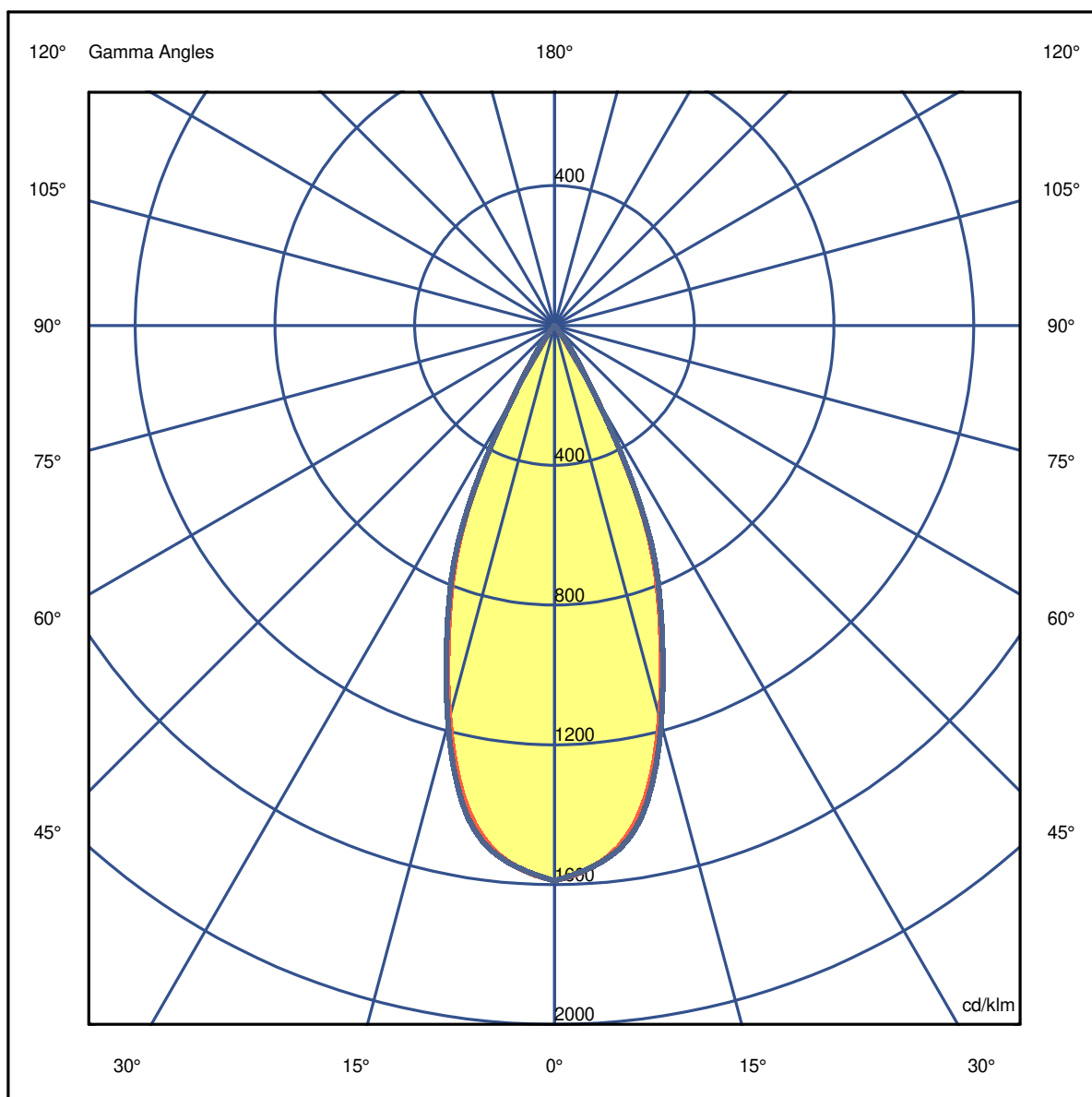
Luminaire Flux	3613 lm	Luminaire Power	29.6 W	Efficacy	122.112 lm/W	Efficiency	79.76%
Source Flux	4530 lm	Maximum value	1588.50 cd/klm	Position	C=0.00 G=0.00	CG	Double Symmetrical

897mm x 297mm



C Halfplanes

180.0 ——— 0.0
270.0 ——— 90.0



Luminaire

Code 90727L290

Name CORA L90W30 2 BOPTICS 830 HO

Measurem.

Code 28/7/2023

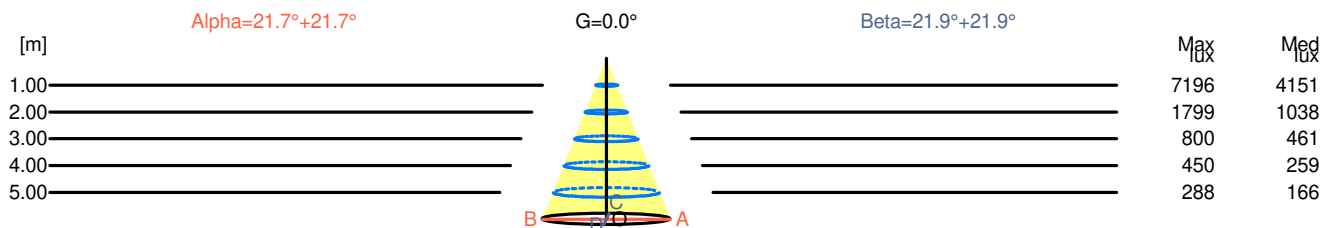
Name CORA L90W30 2 BOPTICS 830 HO

Luminaire Flux	3613 lm	Luminaire Power	29.6 W	Efficacy	122.112 lm/W	Efficiency	79.76%
Source Flux	4530 lm	Maximum value	1588.50 cd/klm	Position	C=0.00 G=0.00	CG	Double Symmetrical

Width at 50.00 % of Max Intensity

H[m]	1.00	2.00	3.00	4.00	5.00	H[m]	1.00	2.00	3.00	4.00	5.00
OA	0.40	0.80	1.19	1.59	1.99	OC	0.40	0.81	1.21	1.61	2.01
OB	0.40	0.80	1.19	1.59	1.99	OD	0.40	0.81	1.21	1.61	2.01

	0	5	15	25	35	45	55	65	75	85
OA	7195.91	6974.84	5265.67	2725.25	335.67	5.44	0.00	0.00	0.00	0.00
OB	7195.91	6974.84	5265.67	2725.25	335.67	5.44	0.00	0.00	0.00	0.00
OC	7195.91	6980.73	5336.79	2775.98	369.19	8.61	0.00	0.00	0.00	0.00
OD	7195.91	6980.73	5336.79	2775.98	369.19	8.61	0.00	0.00	0.00	0.00



H[m]	D[m]	Max lux	Med lux	Alpha=21.7°+21.7°	G=0.0
1.00	0.80	7196	4151		
2.00	1.59	1799	1038		
3.00	2.39	800	461		
4.00	3.18	450	259		
5.00	3.98	288	166		

H[m]	D[m]	Max lux	Med lux	Beta=21.9°+21.9°	G=0.0
1.00	0.81	7196	4151		
2.00	1.61	1799	1038		
3.00	2.42	800	461		
4.00	3.22	450	259		
5.00	4.03	288	166		

Luminaire

Code 90727L290

Name CORA L90W30 2 BOPTICS 830 HO

Measurem.

Code 28/7/2023

Name CORA L90W30 2 BOPTICS 830 HO

Luminaire Flux	3613 lm	Luminaire Power	29.6 W	Efficacy	122.112 lm/W	Efficiency	79.76%
Source Flux	4530 lm	Maximum value	1588.50 cd/klm	Position	C=0.00 G=0.00	CG	Double Symmetrical

UGR
S = 0.250

Reflectancies										
Ceiling/Cavity	0.7	0.7	0.5	0.5	0.3	0.7	0.7	0.5	0.5	0.3
Walls	0.5	0.3	0.5	0.3	0.3	0.5	0.3	0.5	0.3	0.3
Working Plane	0.2	0.2	0.2	0.2	0.2	0.2	0.2	0.2	0.2	0.2
Room Dimensions										
Lateral View					Viewed Endwise					
x=2H y=2H	2.8	3.4	3.0	3.6	3.8	2.9	3.6	3.2	3.8	4.0
x=2H y=3H	2.7	3.2	2.9	3.5	3.7	2.8	3.4	3.1	3.6	3.8
x=2H y=4H	2.6	3.1	2.9	3.4	3.6	2.7	3.3	3.0	3.5	3.8
x=2H y=6H	2.5	3.0	2.9	3.3	3.6	2.7	3.2	3.0	3.4	3.7
x=2H y=8H	2.5	3.0	2.8	3.2	3.5	2.6	3.1	2.9	3.4	3.7
x=2H y=12H	2.5	2.9	2.8	3.2	3.5	2.6	3.0	2.9	3.3	3.6
x=4H y=2H	2.6	3.1	2.9	3.4	3.6	2.7	3.3	3.0	3.5	3.8
x=4H y=3H	2.5	2.9	2.8	3.2	3.5	2.6	3.0	2.9	3.3	3.6
x=4H y=4H	2.4	2.8	2.8	3.1	3.4	2.5	2.9	2.9	3.2	3.6
x=4H y=6H	2.3	2.6	2.7	3.0	3.4	2.4	2.8	2.8	3.1	3.5
x=4H y=8H	2.3	2.5	2.7	2.9	3.3	2.4	2.7	2.8	3.0	3.4
x=4H y=12H	2.2	2.5	2.6	2.9	3.3	2.4	2.6	2.8	3.0	3.4
x=8H y=4H	2.3	2.5	2.7	2.9	3.3	2.4	2.7	2.8	3.0	3.4
x=8H y=6H	2.2	2.4	2.6	2.8	3.2	2.3	2.5	2.8	2.9	3.4
x=8H y=8H	2.1	2.3	2.6	2.7	3.2	2.3	2.4	2.7	2.9	3.3
x=8H y=12H	2.1	2.2	2.6	2.7	3.2	2.2	2.4	2.7	2.8	3.3
x=12H y=4H	2.2	2.5	2.6	2.9	3.3	2.4	2.6	2.8	3.0	3.4
x=12H y=6H	2.1	2.3	2.6	2.7	3.2	2.3	2.4	2.7	2.9	3.3
x=12H y=8H	2.1	2.2	2.6	2.7	3.2	2.2	2.4	2.7	2.8	3.3

Luminaire

Code 90727L290

Name CORA L90W30 2 BOPTICS 830 HO

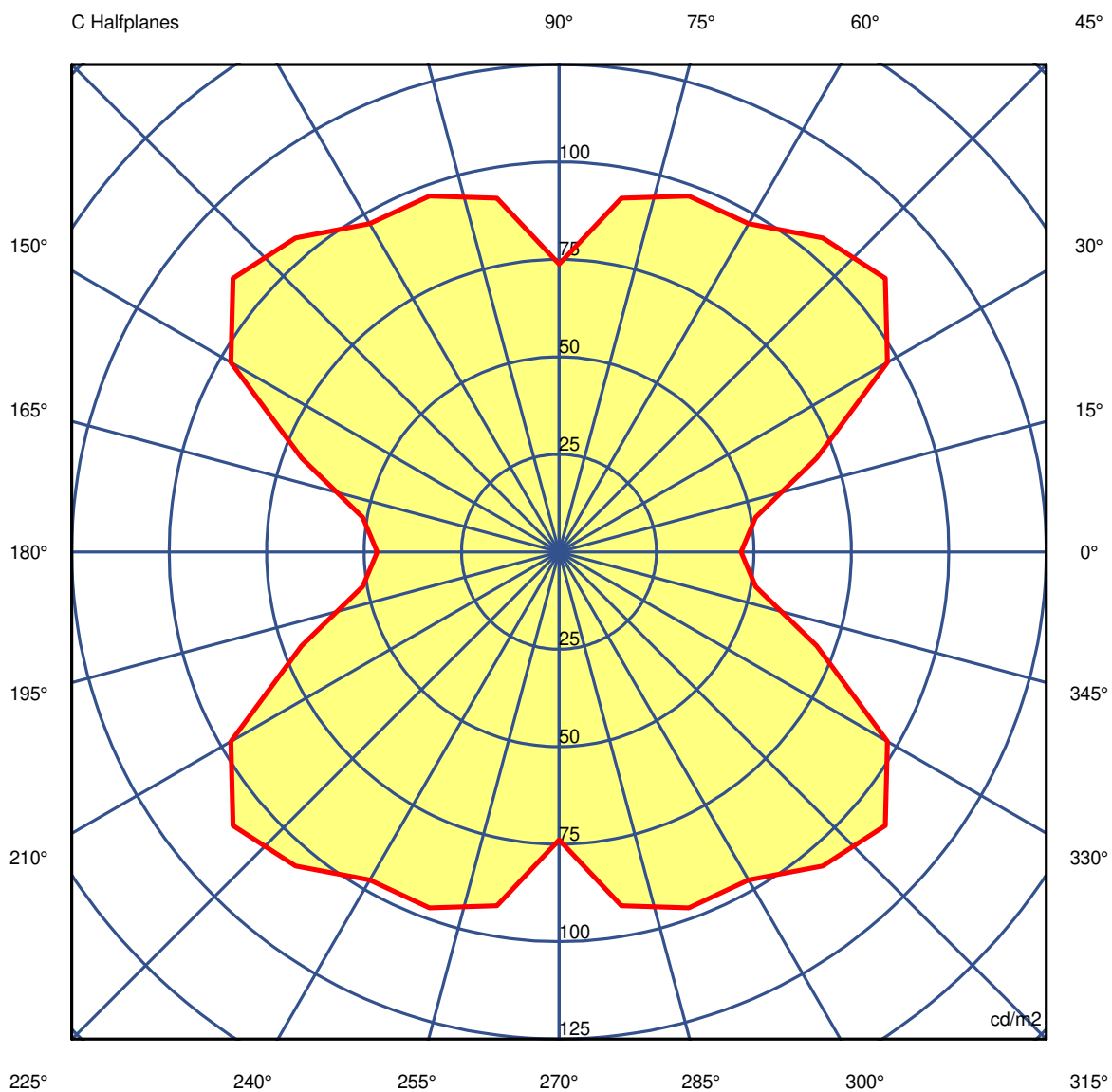
Measurem.

Code 28/7/2023

Name CORA L90W30 2 BOPTICS 830 HO

Luminaire Flux	3613 lm	Luminaire Power	29.6 W	Efficacy	122.112 lm/W	Efficiency	79.76%
Source Flux	4530 lm	Maximum value	1588.50 cd/klm	Position	C=0.00 G=0.00	CG	Double Symmetrical

Luminance



45.0°

Luminaire

Code 90727L290

Name CORA L90W30 2 BOPTICS 830 HO

Measurem.

Code 28/7/2023

Name CORA L90W30 2 BOPTICS 830 HO

Luminaire Flux	3613 lm	Luminaire Power		29.6 W		Efficacy		122.112 lm/W		Efficiency		79.76%	
Source Flux	4530 lm	Maximum value		1588.50 cd/klm		Position		C=0.00 G=0.00		CG		Double Symmetrical	
Luminance cd/m2 Table 1/3													
	C 0.00	C 10.00	C 20.00	C 30.00	C 40.00	C 50.00	C 60.00	C 70.00	C 80.00	C 90.00	C 100.00	C 110.00	C 120.00
G 0.0	43672	43672	43672	43672	43672	43672	43672	43672	43672	43672	43672	43672	43672
G 5.0	42492	42461	42469	42492	42479	42485	42520	42525	42528	42528	42528	42525	42520
G 10.0	39449	39470	39505	39552	39601	39675	39770	39848	39889	39901	39889	39848	39770
G 15.0	33085	33142	33163	33173	33234	33282	33338	33481	33562	33532	33562	33481	33338
G 20.0	25787	25805	25812	25813	25840	25927	26047	26128	26154	26144	26154	26128	26047
G 25.0	18249	18225	18230	18286	18389	18473	18528	18593	18616	18589	18616	18593	18528
G 30.0	7628	7663	7733	7794	7770	7776	7794	7695	7603	7581	7603	7695	7794
G 35.0	2487	2518	2559	2611	2664	2699	2715	2730	2735	2735	2735	2730	2715
G 40.0	334	360	430	520	559	565	553	513	464	420	464	513	553
G 45.0	47	51	70	97	109	105	97	97	92	74	92	97	97
G 50.0	51	51	51	51	51	51	51	51	51	51	51	51	51
G 55.0	0	0	0	0	39	65	58	39	19	0	19	39	58
G 60.0	0	0	0	0	0	0	0	0	0	0	0	0	0
G 65.0	0	0	0	0	0	0	0	0	0	0	0	0	0
G 70.0	0	0	0	0	0	0	0	0	0	0	0	0	0
G 75.0	0	0	0	0	0	0	0	0	0	0	0	0	0
G 80.0	0	0	0	0	0	0	0	0	0	0	0	0	0
G 85.0	0	0	0	0	0	0	0	0	0	0	0	0	0
G 90.0	0	0	0	0	0	0	0	0	0	0	0	0	0

Luminaire

Code 90727L290

Name CORA L90W30 2 BOPTICS 830 HO

Measur.

Code 28/7/2023

Name CORA L90W30 2 BOPTICS 830 HO

Luminaire Flux	3613 lm		Luminaire Power		29.6 W		Efficacy		122.112 lm/W		Efficiency		79.76%	
Source Flux	4530 lm		Maximum value		1588.50 cd/klm		Position		C=0.00 G=0.00		CG		Double Symmetrical	
Luminance cd/m2														
Table 2/3														
	C 130.00	C 140.00	C 150.00	C 160.00	C 170.00	C 180.00	C 190.00	C 200.00	C 210.00	C 220.00	C 230.00	C 240.00	C 250.00	
G 0.0	43672	43672	43672	43672	43672	43672	43672	43672	43672	43672	43672	43672	43672	
G 5.0	42485	42479	42492	42469	42461	42492	42461	42469	42492	42479	42485	42520	42525	
G 10.0	39675	39601	39552	39505	39470	39449	39470	39505	39552	39601	39675	39770	39848	
G 15.0	33282	33234	33173	33163	33142	33085	33142	33163	33173	33234	33282	33338	33481	
G 20.0	25927	25840	25813	25812	25805	25787	25805	25812	25813	25840	25927	26047	26128	
G 25.0	18473	18389	18286	18230	18225	18249	18225	18230	18286	18389	18473	18528	18593	
G 30.0	7776	7770	7794	7733	7663	7628	7663	7733	7794	7770	7776	7794	7695	
G 35.0	2699	2664	2611	2559	2518	2487	2518	2559	2611	2664	2699	2715	2730	
G 40.0	565	559	520	430	360	334	360	430	520	559	565	553	513	
G 45.0	105	109	97	70	51	47	51	70	97	109	105	97	97	
G 50.0	51	51	51	51	51	51	51	51	51	51	51	51	51	
G 55.0	65	39	0	0	0	0	0	0	0	39	65	58	39	
G 60.0	0	0	0	0	0	0	0	0	0	0	0	0	0	
G 65.0	0	0	0	0	0	0	0	0	0	0	0	0	0	
G 70.0	0	0	0	0	0	0	0	0	0	0	0	0	0	
G 75.0	0	0	0	0	0	0	0	0	0	0	0	0	0	
G 80.0	0	0	0	0	0	0	0	0	0	0	0	0	0	
G 85.0	0	0	0	0	0	0	0	0	0	0	0	0	0	
G 90.0	0	0	0	0	0	0	0	0	0	0	0	0	0	

Luminaire

Code 90727L290
Name CORA L90W30 2 BOPTICS 830 HO

Measurem.

Code 28/7/2023
Name CORA L90W30 2 BOPTICS 830 HO

Luminaire Flux	3613 lm	Luminaire Power	29.6 W	Efficacy	122.112 lm/W	Efficiency	79.76%
Source Flux	4530 lm	Maximum value	1588.50 cd/klm	Position	C=0.00 G=0.00	CG	Double Symmetrical

Luminance cd/m2 Table 3/3

	C 260.00	C 270.00	C 280.00	C 290.00	C 300.00	C 310.00	C 320.00	C 330.00	C 340.00	C 350.00
G 0.0	43672	43672	43672	43672	43672	43672	43672	43672	43672	43672
G 5.0	42528	42528	42528	42525	42520	42485	42479	42492	42469	42461
G 10.0	39889	39901	39889	39848	39770	39675	39601	39552	39505	39470
G 15.0	33562	33532	33562	33481	33338	33282	33234	33173	33163	33142
G 20.0	26154	26144	26154	26128	26047	25927	25840	25813	25812	25805
G 25.0	18616	18589	18616	18593	18528	18473	18389	18286	18230	18225
G 30.0	7603	7581	7603	7695	7794	7776	7770	7794	7733	7663
G 35.0	2735	2735	2735	2730	2715	2699	2664	2611	2559	2518
G 40.0	464	420	464	513	553	565	559	520	430	360
G 45.0	92	74	92	97	97	105	109	97	70	51
G 50.0	51	51	51	51	51	51	51	51	51	51
G 55.0	19	0	19	39	58	65	39	0	0	0
G 60.0	0	0	0	0	0	0	0	0	0	0
G 65.0	0	0	0	0	0	0	0	0	0	0
G 70.0	0	0	0	0	0	0	0	0	0	0
G 75.0	0	0	0	0	0	0	0	0	0	0
G 80.0	0	0	0	0	0	0	0	0	0	0
G 85.0	0	0	0	0	0	0	0	0	0	0
G 90.0	0	0	0	0	0	0	0	0	0	0