

Luminaire

Code 90729L212

Name CORA /E L12W30 2 BOPTICS K3 840 HO

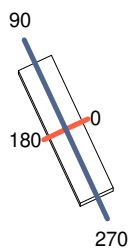
Measurem.

Code 28/7/2023

Name CORA /E L12W30 2 BOPTICS K3 840 HO

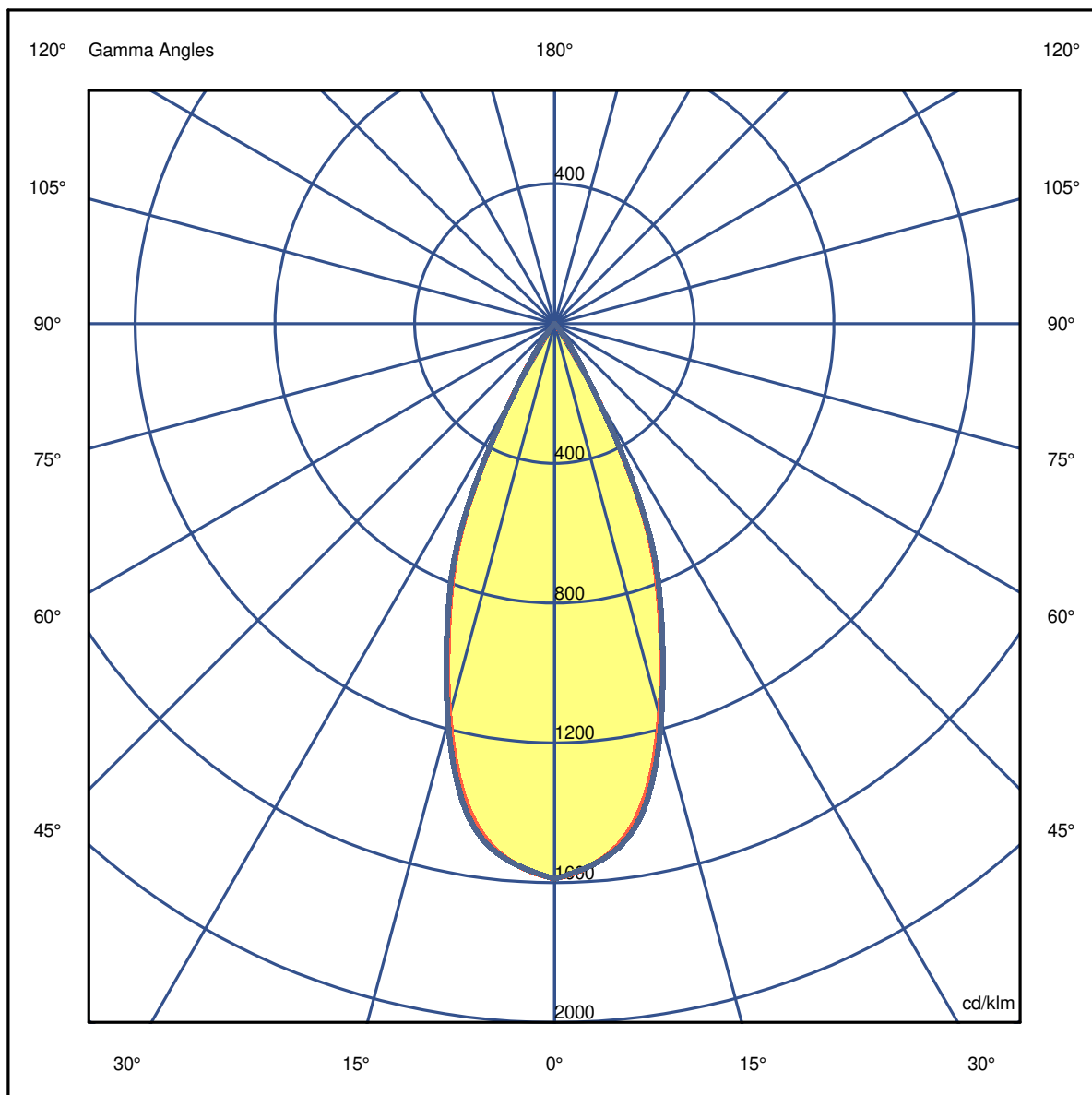
Luminaire Flux	5271 lm	Luminaire Power	39.3 W	Efficacy	134.117 lm/W	Efficiency	79.76%
Source Flux	6608 lm	Maximum value	1588.50 cd/klm	Position	C=0.00 G=0.00	CG	Double Symmetrical

1197mm x 297mm



C Halfplanes

180.0 — 0.0
270.0 — 90.0



Luminaire

Code 90729L212
Name CORA /E L12W30 2 BOPTICS K3 840 HO

Measurem.

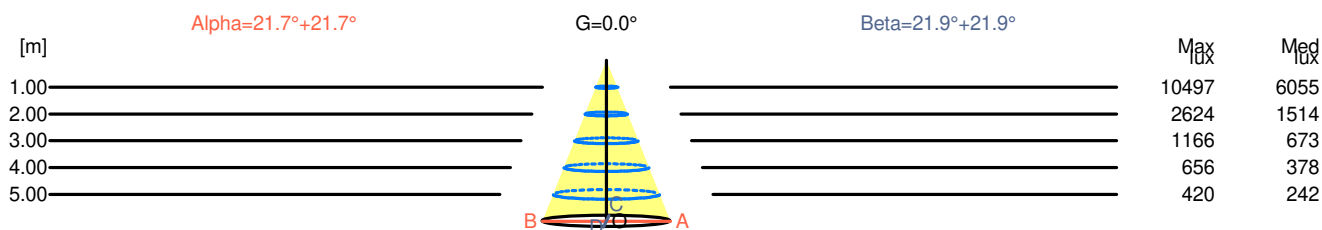
Code 28/7/2023
Name CORA /E L12W30 2 BOPTICS K3 840 HO

Luminaire Flux	5271 lm	Luminaire Power	39.3 W	Efficacy	134.117 lm/W	Efficiency	79.76%
Source Flux	6608 lm	Maximum value	1588.50 cd/klm	Position	C=0.00 G=0.00	CG	Double Symmetrical

Width at 50.00 % of Max Intensity

H[m]	1.00	2.00	3.00	4.00	5.00	H[m]	1.00	2.00	3.00	4.00	5.00
OA	0.40	0.80	1.19	1.59	1.99	OC	0.40	0.81	1.21	1.61	2.01
OB	0.40	0.80	1.19	1.59	1.99	OD	0.40	0.81	1.21	1.61	2.01

	0	5	15	25	35	45	55	65	75	85
OA	10496.81	10174.34	7681.14	3975.37	489.65	7.93	0.00	0.00	0.00	0.00
OB	10496.81	10174.34	7681.14	3975.37	489.65	7.93	0.00	0.00	0.00	0.00
OC	10496.81	10182.93	7784.88	4049.38	538.55	12.56	0.00	0.00	0.00	0.00
OD	10496.81	10182.93	7784.88	4049.38	538.55	12.56	0.00	0.00	0.00	0.00



H[m]	D[m]	Max lux	Med lux	Alpha=21.7°+21.7°	G=0.0
1.00	0.80	10497	6055		
2.00	1.59	2624	1514		
3.00	2.39	1166	673		
4.00	3.18	656	378		
5.00	3.98	420	242		

H[m]	D[m]	Max lux	Med lux	Beta=21.9°+21.9°	G=0.0
1.00	0.81	10497	6055		
2.00	1.61	2624	1514		
3.00	2.42	1166	673		
4.00	3.22	656	378		
5.00	4.03	420	242		

Luminaire

Code 90729L212

Name CORA /E L12W30 2 BOPTICS K3 840 HO

Measurem.

Code 28/7/2023

Name CORA /E L12W30 2 BOPTICS K3 840 HO

Luminaire Flux	5271 lm	Luminaire Power	39.3 W	Efficacy	134.117 lm/W	Efficiency	79.76%
Source Flux	6608 lm	Maximum value	1588.50 cd/klm	Position	C=0.00 G=0.00	CG	Double Symmetrical

UGR
S = 0.250

Reflectancies										
Ceiling/Cavity	0.7	0.7	0.5	0.5	0.3	0.7	0.7	0.5	0.5	0.3
Walls	0.5	0.3	0.5	0.3	0.3	0.5	0.3	0.5	0.3	0.3
Working Plane	0.2	0.2	0.2	0.2	0.2	0.2	0.2	0.2	0.2	0.2
Room Dimensions										
Room Dimensions	Lateral View					Viewed Endwise				
x=2H y=2H	2.9	3.6	3.2	3.8	4.0	3.1	3.7	3.3	3.9	4.1
x=2H y=3H	2.8	3.4	3.1	3.6	3.8	2.9	3.5	3.2	3.7	4.0
x=2H y=4H	2.7	3.3	3.0	3.5	3.8	2.9	3.4	3.2	3.7	3.9
x=2H y=6H	2.7	3.2	3.0	3.5	3.7	2.8	3.3	3.1	3.6	3.9
x=2H y=8H	2.6	3.1	2.9	3.4	3.7	2.8	3.2	3.1	3.5	3.8
x=2H y=12H	2.6	3.0	2.9	3.3	3.6	2.7	3.2	3.1	3.5	3.8
x=4H y=2H	2.7	3.3	3.0	3.5	3.8	2.9	3.4	3.2	3.7	3.9
x=4H y=3H	2.6	3.0	2.9	3.3	3.6	2.7	3.2	3.1	3.5	3.8
x=4H y=4H	2.5	2.9	2.9	3.2	3.6	2.7	3.0	3.0	3.4	3.7
x=4H y=6H	2.4	2.8	2.8	3.1	3.5	2.6	2.9	3.0	3.3	3.6
x=4H y=8H	2.4	2.7	2.8	3.1	3.4	2.5	2.8	2.9	3.2	3.6
x=4H y=12H	2.4	2.6	2.8	3.0	3.4	2.5	2.7	2.9	3.1	3.5
x=8H y=4H	2.4	2.7	2.8	3.1	3.4	2.5	2.8	2.9	3.2	3.6
x=8H y=6H	2.3	2.5	2.8	2.9	3.4	2.5	2.7	2.9	3.1	3.5
x=8H y=8H	2.3	2.4	2.7	2.9	3.3	2.4	2.6	2.9	3.0	3.5
x=8H y=12H	2.2	2.4	2.7	2.8	3.3	2.4	2.5	2.8	3.0	3.4
x=12H y=4H	2.4	2.6	2.8	3.0	3.4	2.5	2.7	2.9	3.1	3.5
x=12H y=6H	2.3	2.4	2.7	2.9	3.3	2.4	2.6	2.9	3.0	3.5
x=12H y=8H	2.2	2.4	2.7	2.8	3.3	2.4	2.5	2.8	3.0	3.4

Luminaire

Code 90729L212

Name CORA /E L12W30 2 BOPTICS K3 840 HO

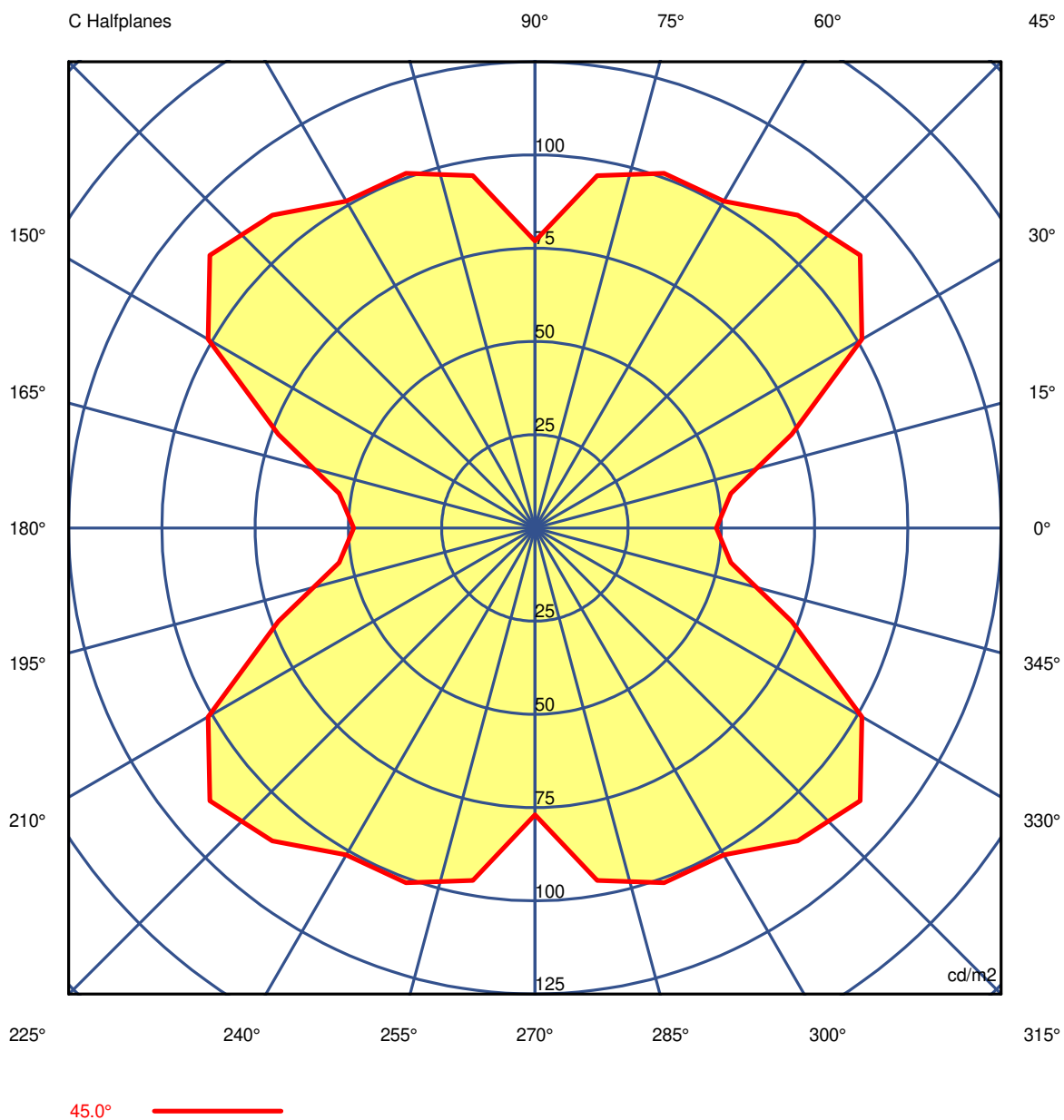
Measurem.

Code 28/7/2023

Name CORA /E L12W30 2 BOPTICS K3 840 HO

Luminaire Flux	5271 lm	Luminaire Power	39.3 W	Efficacy	134.117 lm/W	Efficiency	79.76%
Source Flux	6608 lm	Maximum value	1588.50 cd/klm	Position	C=0.00 G=0.00	CG	Double Symmetrical

Luminance



Luminaire

Code 90729L212

Name CORA /E L12W30 2 BOPTICS K3 840 HO

Measurement

Code 28/7/2023

Name CORA /E L12W30 2 BOPTICS K3 840 HO

Luminaire Flux	5271 lm		Luminaire Power		39.3 W		Efficacy		134.117 lm/W		Efficiency		79.76%	
Source Flux	6608 lm		Maximum value		1588.50 cd/klm		Position		C=0.00 G=0.00		CG		Double Symmetrical	
Luminance cd/m2 Table 1/3														
	C 0.00	C 10.00	C 20.00	C 30.00	C 40.00	C 50.00	C 60.00	C 70.00	C 80.00	C 90.00	C 100.00	C 110.00	C 120.00	
G 0.0	45479	45479	45479	45479	45479	45479	45479	45479	45479	45479	45479	45479	45479	
G 5.0	44250	44219	44226	44250	44237	44244	44279	44285	44288	44288	44288	44285	44279	
G 10.0	41081	41103	41140	41189	41240	41317	41416	41497	41540	41552	41540	41497	41416	
G 15.0	34454	34514	34535	34546	34609	34659	34718	34866	34951	34919	34951	34866	34718	
G 20.0	26854	26873	26880	26882	26910	27000	27125	27209	27236	27226	27236	27209	27125	
G 25.0	19005	18979	18984	19042	19150	19238	19295	19362	19387	19358	19387	19362	19295	
G 30.0	7944	7980	8053	8116	8092	8098	8116	8013	7918	7895	7918	8013	8116	
G 35.0	2590	2623	2665	2719	2775	2811	2828	2843	2849	2849	2849	2843	2828	
G 40.0	348	375	448	542	582	588	576	534	484	437	484	534	576	
G 45.0	49	53	73	101	114	110	101	101	96	77	96	101	101	
G 50.0	53	53	53	53	53	53	53	53	53	53	53	53	53	
G 55.0	0	0	0	0	41	68	60	40	20	0	20	40	60	
G 60.0	0	0	0	0	0	0	0	0	0	0	0	0	0	
G 65.0	0	0	0	0	0	0	0	0	0	0	0	0	0	
G 70.0	0	0	0	0	0	0	0	0	0	0	0	0	0	
G 75.0	0	0	0	0	0	0	0	0	0	0	0	0	0	
G 80.0	0	0	0	0	0	0	0	0	0	0	0	0	0	
G 85.0	0	0	0	0	0	0	0	0	0	0	0	0	0	
G 90.0	0	0	0	0	0	0	0	0	0	0	0	0	0	

Luminaire

Code 90729L212

Name CORA /E L12W30 2 BOPTICS K3 840 HO

Measurement

Code 28/7/2023

Name CORA /E L12W30 2 BOPTICS K3 840 HO

Luminaire Flux	5271 lm		Luminaire Power		39.3 W		Efficacy		134.117 lm/W		Efficiency		79.76%	
Source Flux	6608 lm		Maximum value		1588.50 cd/klm		Position		C=0.00 G=0.00		CG		Double Symmetrical	
Luminance cd/m2 Table 2/3														
	C 130.00	C 140.00	C 150.00	C 160.00	C 170.00	C 180.00	C 190.00	C 200.00	C 210.00	C 220.00	C 230.00	C 240.00	C 250.00	
G 0.0	45479	45479	45479	45479	45479	45479	45479	45479	45479	45479	45479	45479	45479	
G 5.0	44244	44237	44250	44226	44219	44250	44219	44226	44250	44237	44244	44279	44285	
G 10.0	41317	41240	41189	41140	41103	41081	41103	41140	41189	41240	41317	41416	41497	
G 15.0	34659	34609	34546	34535	34514	34454	34514	34535	34546	34609	34659	34718	34866	
G 20.0	27000	26910	26882	26880	26873	26854	26873	26880	26882	26910	27000	27125	27209	
G 25.0	19238	19150	19042	18984	18979	19005	18979	18984	19042	19150	19238	19295	19362	
G 30.0	8098	8092	8116	8053	7980	7944	7980	8053	8116	8092	8098	8116	8013	
G 35.0	2811	2775	2719	2665	2623	2590	2623	2665	2719	2775	2811	2828	2843	
G 40.0	588	582	542	448	375	348	375	448	542	582	588	576	534	
G 45.0	110	114	101	73	53	49	53	73	101	114	110	101	101	
G 50.0	53	53	53	53	53	53	53	53	53	53	53	53	53	
G 55.0	68	41	0	0	0	0	0	0	0	41	68	60	40	
G 60.0	0	0	0	0	0	0	0	0	0	0	0	0	0	
G 65.0	0	0	0	0	0	0	0	0	0	0	0	0	0	
G 70.0	0	0	0	0	0	0	0	0	0	0	0	0	0	
G 75.0	0	0	0	0	0	0	0	0	0	0	0	0	0	
G 80.0	0	0	0	0	0	0	0	0	0	0	0	0	0	
G 85.0	0	0	0	0	0	0	0	0	0	0	0	0	0	
G 90.0	0	0	0	0	0	0	0	0	0	0	0	0	0	

Luminaire

Code 90729L212

Name CORA /E L12W30 2 BOPTICS K3 840 HO

Measurem.

Code 28/7/2023

Name CORA /E L12W30 2 BOPTICS K3 840 HO

Luminaire Flux	5271 lm	Luminaire Power	39.3 W	Efficacy	134.117 lm/W	Efficiency	79.76%
Source Flux	6608 lm	Maximum value	1588.50 cd/klm	Position	C=0.00 G=0.00	CG	Double Symmetrical

Luminance cd/m2 Table 3/3

	C 260.00	C 270.00	C 280.00	C 290.00	C 300.00	C 310.00	C 320.00	C 330.00	C 340.00	C 350.00
G 0.0	45479	45479	45479	45479	45479	45479	45479	45479	45479	45479
G 5.0	44288	44288	44288	44285	44279	44244	44237	44250	44226	44219
G 10.0	41540	41552	41540	41497	41416	41317	41240	41189	41140	41103
G 15.0	34951	34919	34951	34866	34718	34659	34609	34546	34535	34514
G 20.0	27236	27226	27236	27209	27125	27000	26910	26882	26880	26873
G 25.0	19387	19358	19387	19362	19295	19238	19150	19042	18984	18979
G 30.0	7918	7895	7918	8013	8116	8098	8092	8116	8053	7980
G 35.0	2849	2849	2849	2843	2828	2811	2775	2719	2665	2623
G 40.0	484	437	484	534	576	588	582	542	448	375
G 45.0	96	77	96	101	101	110	114	101	73	53
G 50.0	53	53	53	53	53	53	53	53	53	53
G 55.0	20	0	20	40	60	68	41	0	0	0
G 60.0	0	0	0	0	0	0	0	0	0	0
G 65.0	0	0	0	0	0	0	0	0	0	0
G 70.0	0	0	0	0	0	0	0	0	0	0
G 75.0	0	0	0	0	0	0	0	0	0	0
G 80.0	0	0	0	0	0	0	0	0	0	0
G 85.0	0	0	0	0	0	0	0	0	0	0
G 90.0	0	0	0	0	0	0	0	0	0	0