

Luminaire

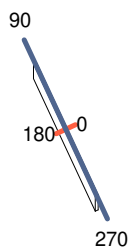
Code 90770L010
Name PAS L2871 SYM 840 LO

Measurem.

Code 13/7/2023
Name PAS L2871 SYM 840 LO

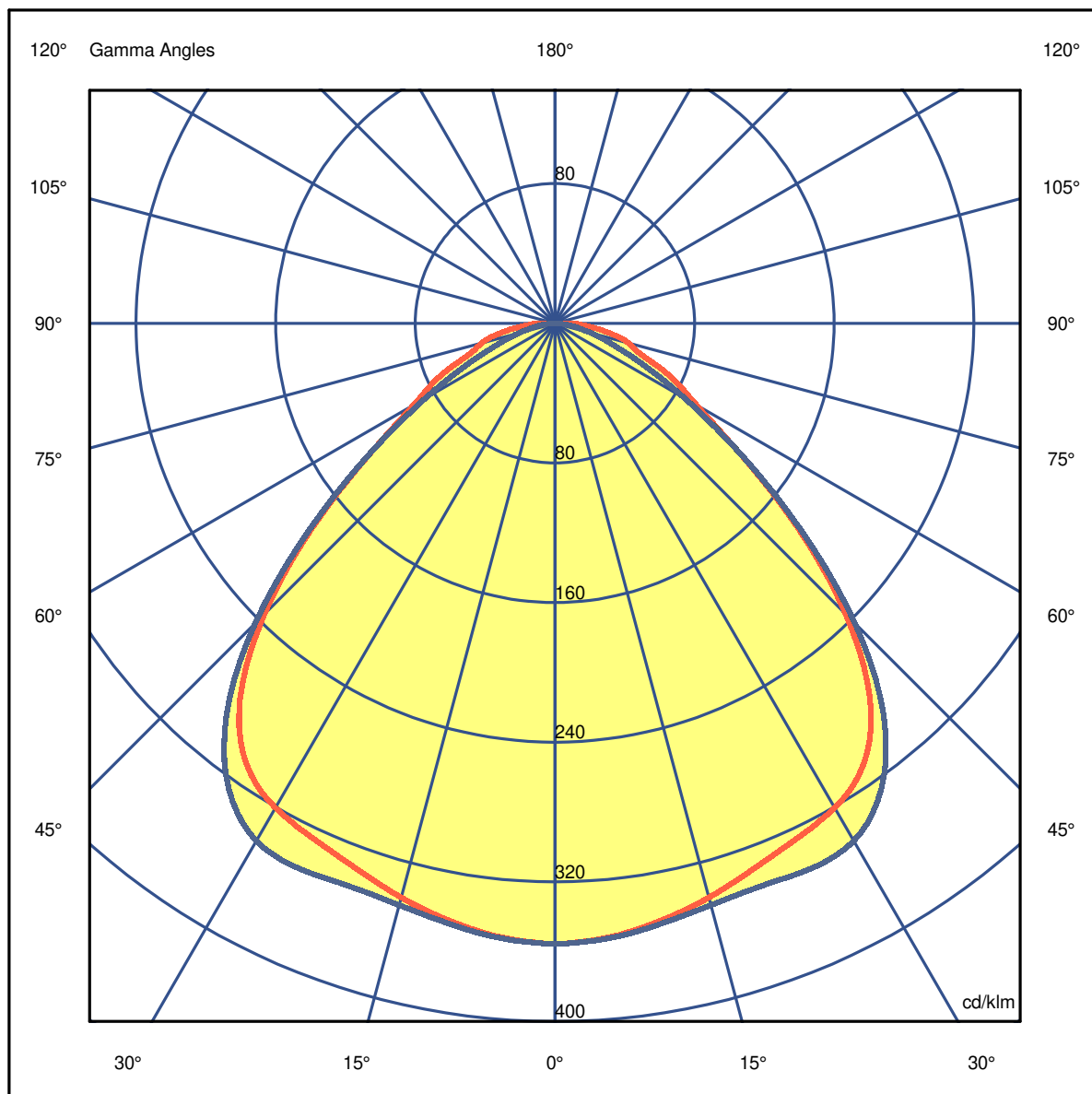
Luminaire Flux	16110 lm	Luminaire Power	100.2 W	Efficacy	160.710 lm/W	Efficiency	92.05%
Source Flux	17500 lm	Maximum value	355.60 cd/klm	Position	C=0.00 G=0.00	CG	Double Symmetrical

2871mm x 62mm



C Halfplanes

180.0 — 0.0
270.0 — 90.0



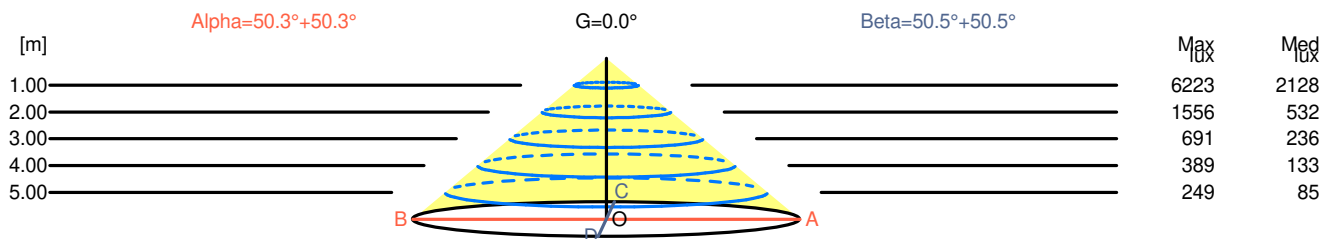
LuminaireCode 90770L010
Name PAS L2871 SYM 840 LO**Measurem.**Code 13/7/2023
Name PAS L2871 SYM 840 LO

Luminaire Flux	16110 lm	Luminaire Power	100.2 W	Efficacy	160.710 lm/W	Efficiency	92.05%
Source Flux	17500 lm	Maximum value	355.60 cd/klm	Position	C=0.00 G=0.00	CG	Double Symmetrical

Width at 50.00 % of Max Intensity

H[m]	1.00	2.00	3.00	4.00	5.00	H[m]	1.00	2.00	3.00	4.00	5.00
OA	1.20	2.41	3.61	4.81	6.02	OC	1.21	2.43	3.64	4.85	6.06
OB	1.20	2.41	3.61	4.81	6.02	OD	1.21	2.43	3.64	4.85	6.06

	0	5	15	25	35	45	55	65	75	85
OA	6223.00	6179.25	5958.75	5708.50	5395.25	4117.75	2245.25	1295.00	761.25	332.50
OB	6223.00	6179.25	5958.75	5708.50	5395.25	4117.75	2245.25	1295.00	761.25	332.50
OC	6223.00	6188.00	6039.25	6037.50	5701.50	4252.50	2250.50	966.00	371.00	92.75
OD	6223.00	6188.00	6039.25	6037.50	5701.50	4252.50	2250.50	966.00	371.00	92.75



H[m]	D[m]	Max lux	Med lux	Alpha=50.3°+50.3°	G=0.0	
1.00	2.41	6223	2128			
2.00	4.81	1556	532			
3.00	7.22	691	236			
4.00	9.63	389	133			
5.00	12.04	249	85			

H[m]	D[m]	Max lux	Med lux	Beta=50.5°+50.5°	G=0.0	
1.00	2.43	6223	2128			
2.00	4.85	1556	532			
3.00	7.28	691	236			
4.00	9.70	389	133			
5.00	12.13	249	85			

Luminaire

Code 90770L010
Name PAS L2871 SYM 840 LO

Measurem.

Code 13/7/2023
Name PAS L2871 SYM 840 LO

Luminaire Flux	16110 lm	Luminaire Power	100.2 W	Efficacy	160.710 lm/W	Efficiency	92.05%
Source Flux	17500 lm	Maximum value	355.60 cd/klm	Position	C=0.00 G=0.00	CG	Double Symmetrical

UGR
S = 0.250

Reflectancies										
Ceiling/Cavity	0.7	0.7	0.5	0.5	0.3	0.7	0.7	0.5	0.5	0.3
Walls	0.5	0.3	0.5	0.3	0.3	0.5	0.3	0.5	0.3	0.3
Working Plane	0.2	0.2	0.2	0.2	0.2	0.2	0.2	0.2	0.2	0.2
Room Dimensions	Lateral View					Viewed Endwise				
x=2H y=2H	20.3	21.5	20.6	21.8	22.0	21.8	23.1	22.1	23.3	23.5
x=2H y=3H	20.8	21.9	21.1	22.2	22.4	22.3	23.3	22.6	23.6	23.9
x=2H y=4H	21.0	22.1	21.4	22.3	22.6	22.4	23.4	22.7	23.7	24.0
x=2H y=6H	21.2	22.2	21.6	22.5	22.8	22.5	23.4	22.8	23.7	24.0
x=2H y=8H	21.3	22.2	21.7	22.5	22.8	22.5	23.4	22.8	23.7	24.0
x=2H y=12H	21.3	22.2	21.7	22.5	22.8	22.5	23.3	22.8	23.6	24.0
x=4H y=2H	20.7	21.7	21.0	22.0	22.3	22.0	23.0	22.3	23.3	23.6
x=4H y=3H	21.3	22.2	21.7	22.5	22.9	22.5	23.4	22.9	23.7	24.1
x=4H y=4H	21.7	22.4	22.1	22.8	23.1	22.7	23.5	23.1	23.8	24.2
x=4H y=6H	22.0	22.6	22.4	23.0	23.4	22.9	23.5	23.3	23.9	24.3
x=4H y=8H	22.0	22.7	22.5	23.0	23.5	22.9	23.5	23.3	23.9	24.3
x=4H y=12H	22.1	22.7	22.6	23.1	23.5	22.9	23.4	23.3	23.9	24.3
x=8H y=4H	21.7	22.4	22.2	22.7	23.2	22.8	23.4	23.2	23.8	24.2
x=8H y=6H	22.1	22.6	22.6	23.1	23.5	22.9	23.4	23.4	23.9	24.3
x=8H y=8H	22.3	22.7	22.8	23.2	23.6	23.0	23.4	23.5	23.9	24.3
x=8H y=12H	22.4	22.8	22.9	23.2	23.7	23.0	23.4	23.5	23.8	24.4
x=12H y=4H	21.7	22.3	22.2	22.7	23.1	22.8	23.3	23.2	23.7	24.1
x=12H y=6H	22.1	22.6	22.6	23.0	23.5	22.9	23.4	23.4	23.8	24.3
x=12H y=8H	22.3	22.7	22.8	23.2	23.7	23.0	23.4	23.5	23.8	24.3

Luminaire

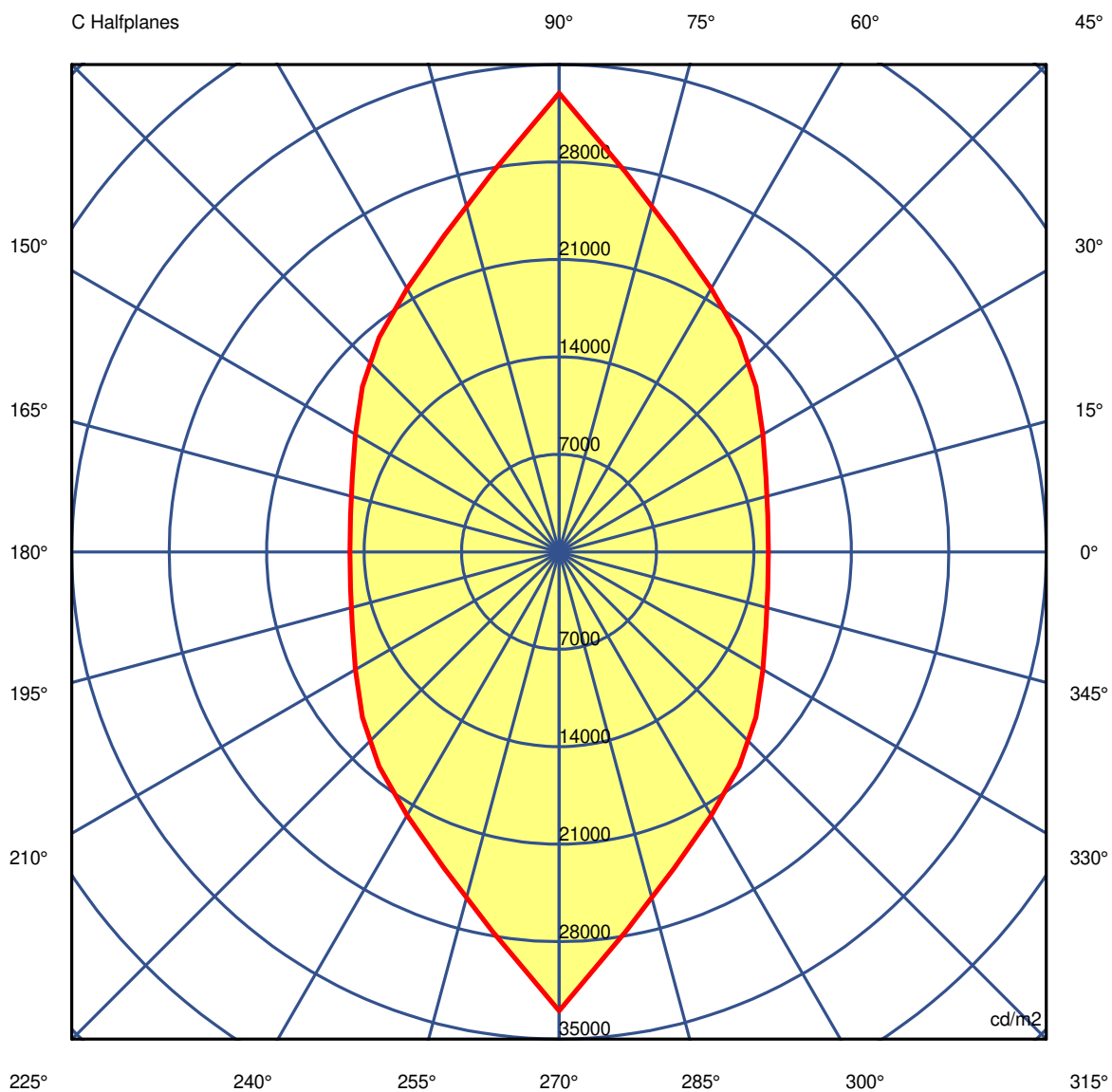
Code 90770L010
Name PAS L2871 SYM 840 LO

Measurem.

Code 13/7/2023
Name PAS L2871 SYM 840 LO

Luminaire Flux	16110 lm	Luminaire Power	100.2 W	Efficacy	160.710 lm/W	Efficiency	92.05%
Source Flux	17500 lm	Maximum value	355.60 cd/klm	Position	C=0.00 G=0.00	CG	Double Symmetrical

Luminance



45.0°

LuminaireCode 90770L010
Name PAS L2871 SYM 840 LO**Measur.**Code 13/7/2023
Name PAS L2871 SYM 840 LO

Luminaire Flux	16110 lm			Luminaire Power			100.2 W			Efficacy			160.710 lm/W			Efficiency		92.05%	
Source Flux	17500 lm			Maximum value			355.60 cd/klm			Position			C=0.00 G=0.00			CG		Double Symmetrical	
Luminance cd/m2														Table 1/3					
	C 0.00	C 10.00	C 20.00	C 30.00	C 40.00	C 50.00	C 60.00	C 70.00	C 80.00	C 90.00	C 100.00	C 110.00	C 120.00						
G 0.0	34972	34972	34972	34972	34972	34972	34972	34972	34972	34972	34972	34972	34972	34972	34972	34972	34972		
G 5.0	31604	31638	31766	31990	32291	32670	33119	33654	34233	34831	34233	33654	33119	33119	33654	33119	33119		
G 10.0	28737	28811	29032	29401	29919	30599	31437	32414	33515	34727	33515	32414	31437	31437	33515	32414	31437		
G 15.0	26354	26436	26718	27212	27930	28878	30056	31452	33066	34899	33066	31452	30056	30056	33066	31452	30056		
G 20.0	24360	24462	24820	25454	26372	27609	29164	31001	33132	35600	33132	31001	29164	29164	33132	31001	29164		
G 25.0	22851	22968	23372	24143	25284	26835	28784	31077	33775	36999	33775	31077	28784	28784	36999	33775	28784		
G 30.0	21661	21766	22177	22975	24191	25909	28159	30909	34229	38310	34229	30909	28159	28159	34229	30909	28159		
G 35.0	20288	20375	20795	21609	22884	24649	26953	29889	33616	38431	33616	29889	26953	26953	33616	29889	26953		
G 40.0	18128	18257	18755	19709	21143	22885	24964	27728	31535	36805	31535	27728	24964	24964	36805	31535	24964		
G 45.0	15030	15219	15807	16896	18458	20114	21838	24167	27663	32959	27663	24167	21838	21838	32959	27663	21838		
G 50.0	11517	11717	12326	13425	14893	16312	17622	19366	22297	27250	22297	19366	17622	17622	27250	22297	17622		
G 55.0	8204	8504	9081	10013	11237	12278	13124	14499	16968	21277	16968	14499	13124	13124	21277	16968	13124		
G 60.0	6057	6178	6576	7287	8180	8941	9558	10516	12416	16146	12416	10516	9558	9558	12416	10516	9558		
G 65.0	4885	4952	5179	5633	6203	6632	6932	7560	9017	12181	9017	7560	6932	6932	9017	7560	6932		
G 70.0	3592	3657	3868	4182	4465	4721	5014	5481	6575	9299	6575	5481	5014	5014	9299	6575	5014		
G 75.0	3064	3078	3169	3210	3046	3084	3511	4045	4967	7357	4967	4045	3511	3511	4967	4045	3511		
G 80.0	2331	2350	2429	2512	2491	2373	2297	2567	3370	5841	3370	2567	2297	2297	5841	3370	2297		
G 85.0	1483	1466	1474	1525	1631	1615	1485	1615	2164	4633	2164	1615	1485	1485	4633	2164	1485		
G 90.0	894	893	893	895	923	941	934	947	1088	4253	1088	947	934	934	4253	1088	934		

LuminaireCode 90770L010
Name PAS L2871 SYM 840 LO**Measur.**Code 13/7/2023
Name PAS L2871 SYM 840 LO

Luminaire Flux	16110 lm		Luminaire Power		100.2 W		Efficacy		160.710 lm/W		Efficiency		92.05%	
Source Flux	17500 lm		Maximum value		355.60 cd/klm		Position		C=0.00 G=0.00		CG		Double Symmetrical	
Luminance cd/m2														
Table 2/3														
	C 130.00	C 140.00	C 150.00	C 160.00	C 170.00	C 180.00	C 190.00	C 200.00	C 210.00	C 220.00	C 230.00	C 240.00	C 250.00	
G 0.0	34972	34972	34972	34972	34972	34972	34972	34972	34972	34972	34972	34972	34972	
G 5.0	32670	32291	31990	31766	31638	31604	31638	31766	31990	32291	32670	33119	33654	
G 10.0	30599	29919	29401	29032	28811	28737	28811	29032	29401	29919	30599	31437	32414	
G 15.0	28878	27930	27212	26718	26436	26354	26436	26718	27212	27930	28878	30056	31452	
G 20.0	27609	26372	25454	24820	24462	24360	24462	24820	25454	26372	27609	29164	31001	
G 25.0	26835	25284	24143	23372	22968	22851	22968	23372	24143	25284	26835	28784	31077	
G 30.0	25909	24191	22975	22177	21766	21661	21766	22177	22975	24191	25909	28159	30909	
G 35.0	24649	22884	21609	20795	20375	20288	20375	20795	21609	22884	24649	26953	29889	
G 40.0	22885	21143	19709	18755	18257	18128	18257	18755	19709	21143	22885	24964	27728	
G 45.0	20114	18458	16896	15807	15219	15030	15219	15807	16896	18458	20114	21838	24167	
G 50.0	16312	14893	13425	12326	11717	11517	11717	12326	13425	14893	16312	17622	19366	
G 55.0	12278	11237	10013	9081	8504	8204	8504	9081	10013	11237	12278	13124	14499	
G 60.0	8941	8180	7287	6576	6178	6057	6178	6576	7287	8180	8941	9558	10516	
G 65.0	6632	6203	5633	5179	4952	4885	4952	5179	5633	6203	6632	6932	7560	
G 70.0	4721	4465	4182	3868	3657	3592	3657	3868	4182	4465	4721	5014	5481	
G 75.0	3084	3046	3210	3169	3078	3064	3078	3169	3210	3046	3084	3511	4045	
G 80.0	2373	2491	2512	2429	2350	2331	2350	2429	2512	2491	2373	2297	2567	
G 85.0	1615	1631	1525	1474	1466	1483	1466	1474	1525	1631	1615	1485	1615	
G 90.0	941	923	895	893	893	894	893	893	895	923	941	934	947	

LuminaireCode 90770L010
Name PAS L2871 SYM 840 LO**Measurem.**Code 13/7/2023
Name PAS L2871 SYM 840 LO

Luminaire Flux	16110 lm	Luminaire Power	100.2 W	Efficacy	160.710 lm/W	Efficiency	92.05%
Source Flux	17500 lm	Maximum value	355.60 cd/klm	Position	C=0.00 G=0.00	CG	Double Symmetrical

Luminance cd/m2 Table 3/3

	C 260.00	C 270.00	C 280.00	C 290.00	C 300.00	C 310.00	C 320.00	C 330.00	C 340.00	C 350.00
G 0.0	34972	34972	34972	34972	34972	34972	34972	34972	34972	34972
G 5.0	34233	34831	34233	33654	33119	32670	32291	31990	31766	31638
G 10.0	33515	34727	33515	32414	31437	30599	29919	29401	29032	28811
G 15.0	33066	34899	33066	31452	30056	28878	27930	27212	26718	26436
G 20.0	33132	35600	33132	31001	29164	27609	26372	25454	24820	24462
G 25.0	33775	36999	33775	31077	28784	26835	25284	24143	23372	22968
G 30.0	34229	38310	34229	30909	28159	25909	24191	22975	22177	21766
G 35.0	33616	38431	33616	29889	26953	24649	22884	21609	20795	20375
G 40.0	31535	36805	31535	27728	24964	22885	21143	19709	18755	18257
G 45.0	27663	32959	27663	24167	21838	20114	18458	16896	15807	15219
G 50.0	22297	27250	22297	19366	17622	16312	14893	13425	12326	11717
G 55.0	16968	21277	16968	14499	13124	12278	11237	10013	9081	8504
G 60.0	12416	16146	12416	10516	9558	8941	8180	7287	6576	6178
G 65.0	9017	12181	9017	7560	6932	6632	6203	5633	5179	4952
G 70.0	6575	9299	6575	5481	5014	4721	4465	4182	3868	3657
G 75.0	4967	7357	4967	4045	3511	3084	3046	3210	3169	3078
G 80.0	3370	5841	3370	2567	2297	2373	2491	2512	2429	2350
G 85.0	2164	4633	2164	1615	1485	1615	1631	1525	1474	1466
G 90.0	1088	4253	1088	947	934	941	923	895	893	893