

Luminaire

Code 90774L005

Name PAS LINE L1435 SYM 3F K3 840 LO

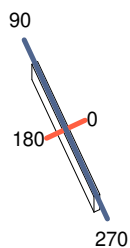
Measurem.

Code 13/7/2023

Name PAS LINE L1435 SYM 3F K3 840 LO

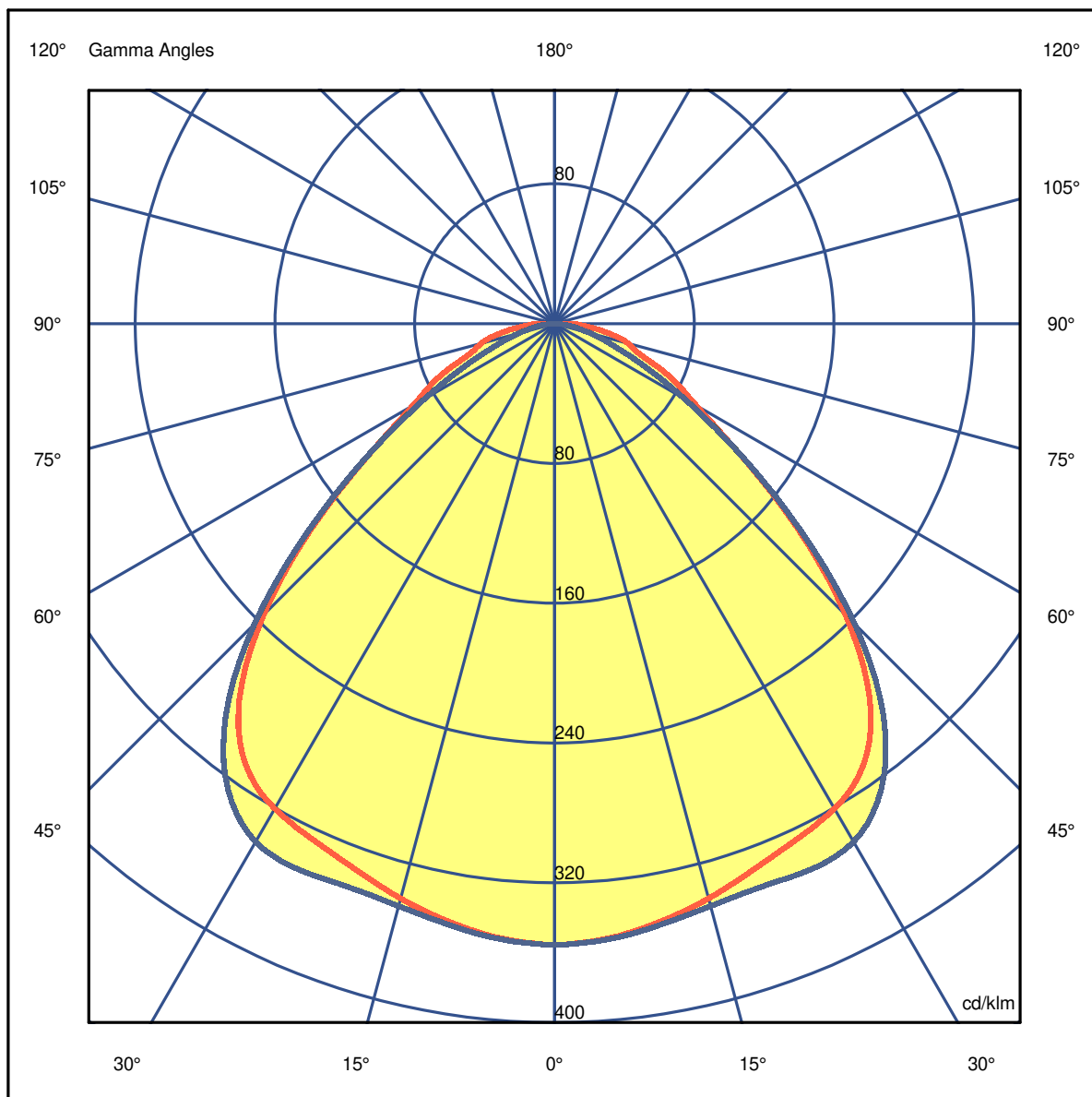
Luminaire Flux	8055 lm	Luminaire Power	49.7 W	Efficacy	162.133 lm/W	Efficiency	92.05%
Source Flux	8750 lm	Maximum value	355.60 cd/klm	Position	C=0.00 G=0.00	CG	Double Symmetrical

1436mm x 62mm



C Halfplanes

180.0 — 0.0
270.0 — 90.0



Luminaire

Code 90774L005

Name PAS LINE L1435 SYM 3F K3 840 LO

Measurem.

Code 13/7/2023

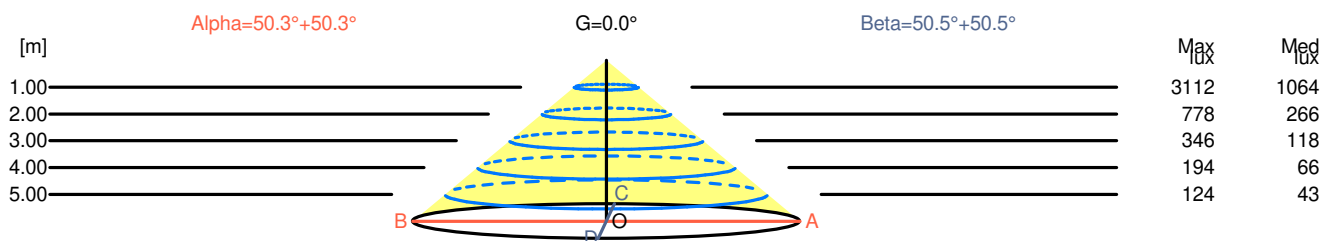
Name PAS LINE L1435 SYM 3F K3 840 LO

Luminaire Flux	8055 lm	Luminaire Power	49.7 W	Efficacy	162.133 lm/W	Efficiency	92.05%
Source Flux	8750 lm	Maximum value	355.60 cd/klm	Position	C=0.00 G=0.00	CG	Double Symmetrical

Width at 50.00 % of Max Intensity

H[m]	1.00	2.00	3.00	4.00	5.00	H[m]	1.00	2.00	3.00	4.00	5.00
OA	1.20	2.41	3.61	4.81	6.02	OC	1.21	2.43	3.64	4.85	6.06
OB	1.20	2.41	3.61	4.81	6.02	OD	1.21	2.43	3.64	4.85	6.06

	0	5	15	25	35	45	55	65	75	85
OA	3111.50	3089.62	2979.38	2854.25	2697.62	2058.88	1122.62	647.50	380.62	166.25
OB	3111.50	3089.62	2979.38	2854.25	2697.62	2058.88	1122.62	647.50	380.62	166.25
OC	3111.50	3094.00	3019.62	3018.75	2850.75	2126.25	1125.25	483.00	185.50	46.38
OD	3111.50	3094.00	3019.62	3018.75	2850.75	2126.25	1125.25	483.00	185.50	46.38



H[m]	D[m]	Max lux	Med lux	Alpha=50.3°+50.3°	G=0.0	
1.00	2.41	3112	1064			
2.00	4.81	778	266			
3.00	7.22	346	118			
4.00	9.63	194	66			
5.00	12.04	124	43			

H[m]	D[m]	Max lux	Med lux	Beta=50.5°+50.5°	G=0.0	
1.00	2.43	3112	1064			
2.00	4.85	778	266			
3.00	7.28	346	118			
4.00	9.70	194	66			
5.00	12.13	124	43			

Luminaire

Code 90774L005

Name PAS LINE L1435 SYM 3F K3 840 LO

Measurem.

Code 13/7/2023

Name PAS LINE L1435 SYM 3F K3 840 LO

Luminaire Flux	8055 lm	Luminaire Power	49.7 W	Efficacy	162.133 lm/W	Efficiency	92.05%
Source Flux	8750 lm	Maximum value	355.60 cd/klm	Position	C=0.00 G=0.00	CG	Double Symmetrical

UGR
S = 0.250

Reflectancies										
Ceiling/Cavity	0.7	0.7	0.5	0.5	0.3	0.7	0.7	0.5	0.5	0.3
Walls	0.5	0.3	0.5	0.3	0.3	0.5	0.3	0.5	0.3	0.3
Working Plane	0.2	0.2	0.2	0.2	0.2	0.2	0.2	0.2	0.2	0.2
Room Dimensions	Lateral View					Viewed Endwise				
x=2H y=2H	20.3	21.5	20.6	21.7	22.0	21.8	23.0	22.1	23.2	23.4
x=2H y=3H	20.8	21.9	21.1	22.1	22.4	22.2	23.3	22.5	23.5	23.8
x=2H y=4H	21.0	22.0	21.4	22.3	22.6	22.3	23.3	22.6	23.6	23.9
x=2H y=6H	21.2	22.2	21.6	22.5	22.8	22.4	23.3	22.7	23.6	23.9
x=2H y=8H	21.3	22.2	21.6	22.5	22.8	22.4	23.3	22.7	23.6	23.9
x=2H y=12H	21.3	22.2	21.7	22.5	22.8	22.4	23.2	22.7	23.5	23.9
x=4H y=2H	20.7	21.7	21.0	22.0	22.3	21.9	23.0	22.3	23.2	23.5
x=4H y=3H	21.3	22.2	21.7	22.5	22.8	22.5	23.3	22.8	23.6	24.0
x=4H y=4H	21.6	22.4	22.0	22.8	23.1	22.6	23.4	23.0	23.8	24.1
x=4H y=6H	21.9	22.6	22.4	23.0	23.4	22.8	23.4	23.2	23.8	24.2
x=4H y=8H	22.0	22.6	22.5	23.0	23.4	22.8	23.4	23.2	23.8	24.2
x=4H y=12H	22.1	22.6	22.5	23.1	23.5	22.8	23.4	23.3	23.8	24.2
x=8H y=4H	21.7	22.3	22.2	22.7	23.1	22.7	23.3	23.1	23.7	24.1
x=8H y=6H	22.1	22.6	22.6	23.1	23.5	22.8	23.3	23.3	23.8	24.2
x=8H y=8H	22.3	22.7	22.8	23.2	23.6	22.9	23.3	23.4	23.8	24.2
x=8H y=12H	22.4	22.8	22.9	23.2	23.7	22.9	23.3	23.4	23.7	24.3
x=12H y=4H	21.7	22.3	22.2	22.7	23.1	22.7	23.2	23.1	23.6	24.1
x=12H y=6H	22.1	22.6	22.6	23.0	23.5	22.8	23.3	23.3	23.7	24.2
x=12H y=8H	22.3	22.7	22.8	23.1	23.6	22.9	23.3	23.4	23.7	24.2

Luminaire

Code 90774L005

Name PAS LINE L1435 SYM 3F K3 840 LO

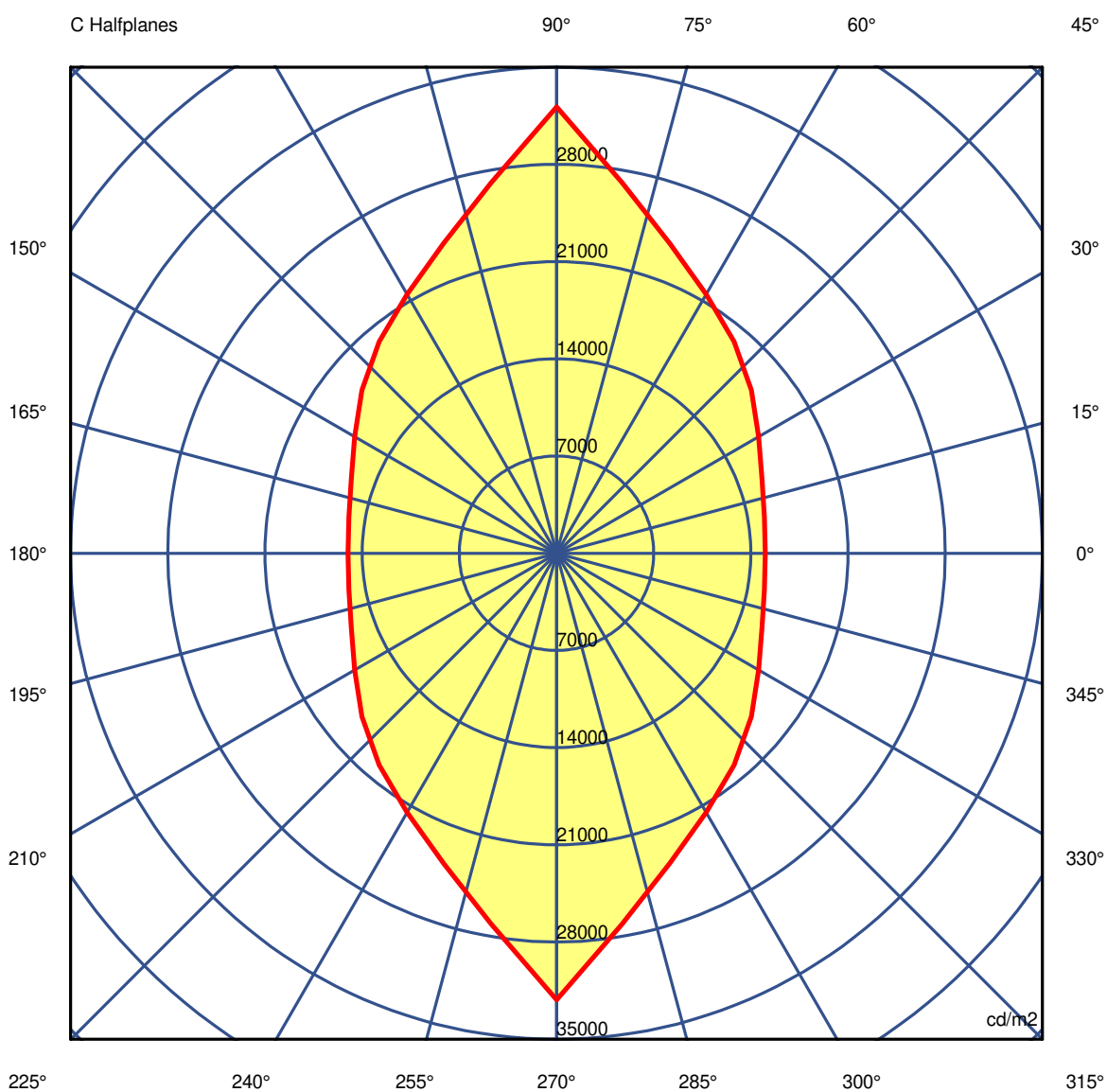
Measurem.

Code 13/7/2023

Name PAS LINE L1435 SYM 3F K3 840 LO

Luminaire Flux	8055 lm	Luminaire Power	49.7 W	Efficacy	162.133 lm/W	Efficiency	92.05%
Source Flux	8750 lm	Maximum value	355.60 cd/klm	Position	C=0.00 G=0.00	CG	Double Symmetrical

Luminance



45.0°

Luminaire

Code 90774L005

Name PAS LINE L1435 SYM 3F K3 840 LO

Measur.

Code 13/7/2023

Name PAS LINE L1435 SYM 3F K3 840 LO

Luminaire Flux	8055 lm		Luminaire Power		49.7 W		Efficacy		162.133 lm/W		Efficiency		92.05%	
Source Flux	8750 lm		Maximum value		355.60 cd/klm		Position		C=0.00 G=0.00		CG		Double Symmetrical	
Luminance cd/m2 Table 1/3														
	C 0.00	C 10.00	C 20.00	C 30.00	C 40.00	C 50.00	C 60.00	C 70.00	C 80.00	C 90.00	C 100.00	C 110.00	C 120.00	
G 0.0	34972	34972	34972	34972	34972	34972	34972	34972	34972	34972	34972	34972	34972	
G 5.0	31604	31626	31743	31957	32249	32618	33059	33586	34159	34754	34159	33586	33059	
G 10.0	28737	28792	28995	29345	29845	30507	31328	32287	33373	34573	33373	32287	31328	
G 15.0	26354	26412	26670	27140	27832	28754	29904	31272	32858	34665	32858	31272	29904	
G 20.0	24360	24434	24765	25369	26255	27457	28974	30769	32855	35276	32855	30769	28974	
G 25.0	22851	22937	23310	24047	25150	26657	28556	30791	33423	36570	33423	30791	28556	
G 30.0	21661	21733	22109	22870	24042	25709	27897	30571	33798	37763	33798	30571	27897	
G 35.0	20288	20340	20724	21498	22725	24433	26665	29509	33115	37770	33115	29509	26665	
G 40.0	18128	18223	18685	19597	20981	22661	24663	27325	30989	36052	30989	27325	24663	
G 45.0	15030	15188	15742	16791	18302	19896	21543	23768	27111	32161	27111	23768	21543	
G 50.0	11517	11691	12271	13334	14756	16118	17358	19007	21786	26471	21786	19007	17358	
G 55.0	8204	8484	9038	9940	11125	12118	12907	14198	16523	20557	16523	14198	12907	
G 60.0	6057	6163	6543	7230	8091	8814	9384	10271	12042	15492	12042	10271	9384	
G 65.0	4885	4939	5150	5586	6130	6529	6793	7363	8704	11582	8704	7363	6793	
G 70.0	3592	3646	3845	4145	4408	4642	4904	5321	6309	8729	6309	5321	4904	
G 75.0	3064	3069	3149	3179	3004	3027	3425	3911	4729	6770	4729	3911	3425	
G 80.0	2331	2342	2413	2486	2455	2325	2234	2469	3174	5187	3174	2469	2234	
G 85.0	1483	1460	1464	1508	1605	1579	1439	1543	2006	3782	2006	1543	1439	
G 90.0	894	890	886	885	907	918	901	896	981	2127	981	896	901	

Luminaire

Code 90774L005

Name PAS LINE L1435 SYM 3F K3 840 LO

Measur.

Code 13/7/2023

Name PAS LINE L1435 SYM 3F K3 840 LO

Luminaire Flux	8055 lm		Luminaire Power		49.7 W		Efficacy		162.133 lm/W		Efficiency		92.05%	
Source Flux	8750 lm		Maximum value		355.60 cd/klm		Position		C=0.00 G=0.00		CG		Double Symmetrical	
Luminance cd/m2														
Table 2/3														
	C 130.00	C 140.00	C 150.00	C 160.00	C 170.00	C 180.00	C 190.00	C 200.00	C 210.00	C 220.00	C 230.00	C 240.00	C 250.00	
G 0.0	34972	34972	34972	34972	34972	34972	34972	34972	34972	34972	34972	34972	34972	
G 5.0	32618	32249	31957	31743	31626	31604	31626	31743	31957	32249	32618	33059	33586	
G 10.0	30507	29845	29345	28995	28792	28737	28792	28995	29345	29845	30507	31328	32287	
G 15.0	28754	27832	27140	26670	26412	26354	26412	26670	27140	27832	28754	29904	31272	
G 20.0	27457	26255	25369	24765	24434	24360	24434	24765	25369	26255	27457	28974	30769	
G 25.0	26657	25150	24047	23310	22937	22851	22937	23310	24047	25150	26657	28556	30791	
G 30.0	25709	24042	22870	22109	21733	21661	21733	22109	22870	24042	25709	27897	30571	
G 35.0	24433	22725	21498	20724	20340	20288	20340	20724	21498	22725	24433	26665	29509	
G 40.0	22661	20981	19597	18685	18223	18128	18223	18685	19597	20981	22661	24663	27325	
G 45.0	19896	18302	16791	15742	15188	15030	15188	15742	16791	18302	19896	21543	23768	
G 50.0	16118	14756	13334	12271	11691	11517	11691	12271	13334	14756	16118	17358	19007	
G 55.0	12118	11125	9940	9038	8484	8204	8484	9038	9940	11125	12118	12907	14198	
G 60.0	8814	8091	7230	6543	6163	6057	6163	6543	7230	8091	8814	9384	10271	
G 65.0	6529	6130	5586	5150	4939	4885	4939	5150	5586	6130	6529	6793	7363	
G 70.0	4642	4408	4145	3845	3646	3592	3646	3845	4145	4408	4642	4904	5321	
G 75.0	3027	3004	3179	3149	3069	3064	3069	3149	3179	3004	3027	3425	3911	
G 80.0	2325	2455	2486	2413	2342	2331	2342	2413	2486	2455	2325	2234	2469	
G 85.0	1579	1605	1508	1464	1460	1483	1460	1464	1508	1605	1579	1439	1543	
G 90.0	918	907	885	886	890	894	890	886	885	907	918	901	896	

Luminaire

Code 90774L005

Name PAS LINE L1435 SYM 3F K3 840 LO

Measurem.

Code 13/7/2023

Name PAS LINE L1435 SYM 3F K3 840 LO

Luminaire Flux	8055 lm	Luminaire Power	49.7 W	Efficacy	162.133 lm/W	Efficiency	92.05%
Source Flux	8750 lm	Maximum value	355.60 cd/klm	Position	C=0.00 G=0.00	CG	Double Symmetrical

Luminance cd/m2 Table 3/3

	C 260.00	C 270.00	C 280.00	C 290.00	C 300.00	C 310.00	C 320.00	C 330.00	C 340.00	C 350.00
G 0.0	34972	34972	34972	34972	34972	34972	34972	34972	34972	34972
G 5.0	34159	34754	34159	33586	33059	32618	32249	31957	31743	31626
G 10.0	33373	34573	33373	32287	31328	30507	29845	29345	28995	28792
G 15.0	32858	34665	32858	31272	29904	28754	27832	27140	26670	26412
G 20.0	32855	35276	32855	30769	28974	27457	26255	25369	24765	24434
G 25.0	33423	36570	33423	30791	28556	26657	25150	24047	23310	22937
G 30.0	33798	37763	33798	30571	27897	25709	24042	22870	22109	21733
G 35.0	33115	37770	33115	29509	26665	24433	22725	21498	20724	20340
G 40.0	30989	36052	30989	27325	24663	22661	20981	19597	18685	18223
G 45.0	27111	32161	27111	23768	21543	19896	18302	16791	15742	15188
G 50.0	21786	26471	21786	19007	17358	16118	14756	13334	12271	11691
G 55.0	16523	20557	16523	14198	12907	12118	11125	9940	9038	8484
G 60.0	12042	15492	12042	10271	9384	8814	8091	7230	6543	6163
G 65.0	8704	11582	8704	7363	6793	6529	6130	5586	5150	4939
G 70.0	6309	8729	6309	5321	4904	4642	4408	4145	3845	3646
G 75.0	4729	6770	4729	3911	3425	3027	3004	3179	3149	3069
G 80.0	3174	5187	3174	2469	2234	2325	2455	2486	2413	2342
G 85.0	2006	3782	2006	1543	1439	1579	1605	1508	1464	1460
G 90.0	981	2127	981	896	901	918	907	885	886	890