

Luminaire

Code 90791L080
Name FOCUS 2 D80 PB 830 40° MO

Measur.

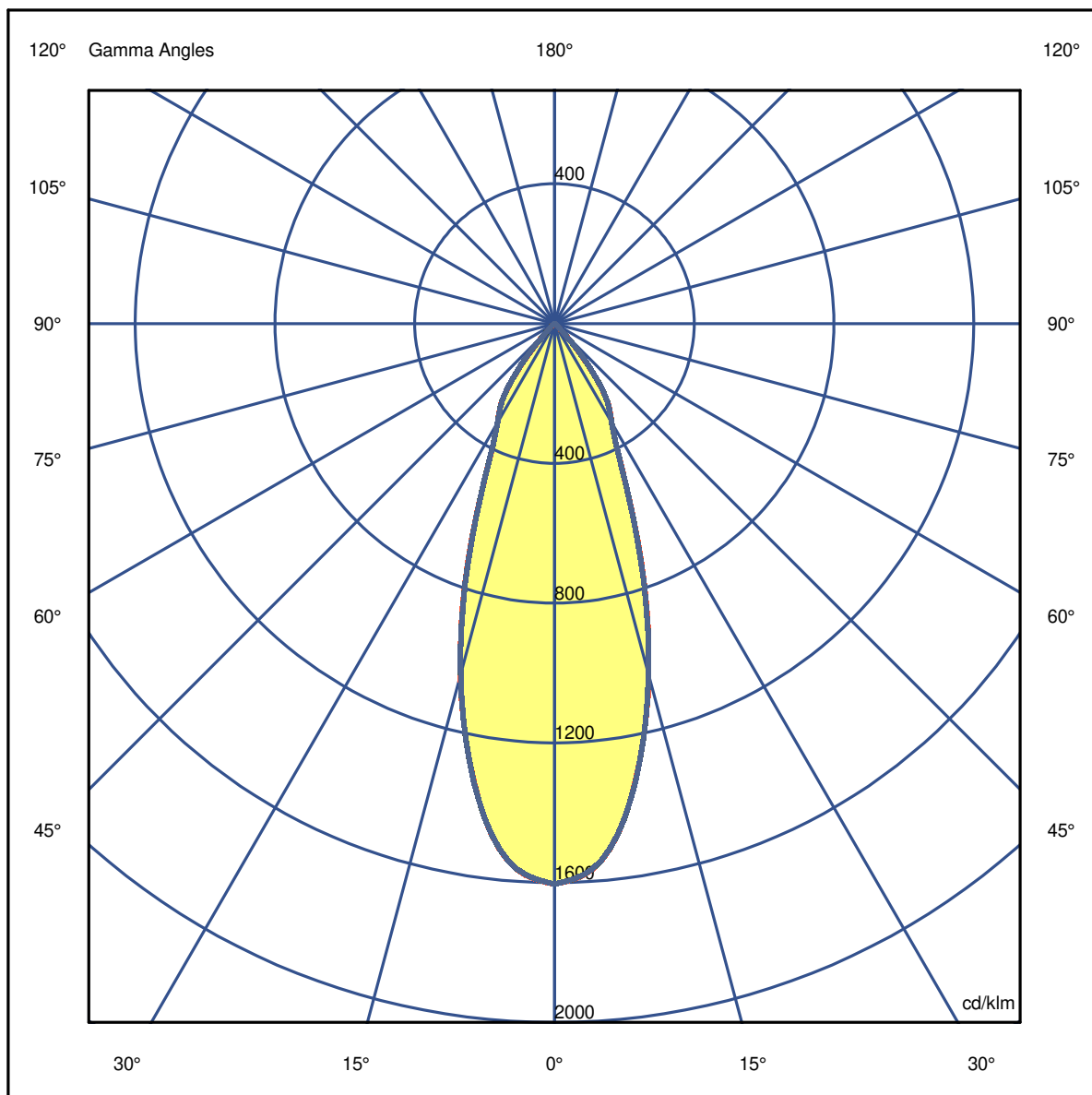
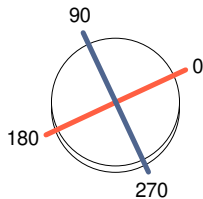
Code 2/5/2023
Name FOCUS 2 D80 PB 830 40° MO

Luminaire Flux	1933 lm	Luminaire Power	15.5 W	Efficacy	124.870 lm/W	Efficiency	84.26%
Source Flux	2294 lm	Maximum value	1603.50 cd/klm	Position	C=0.00 G=0.00	CG	Double Symmetrical

Diam=80mm

C Halfplanes

180.0 ——— 0.0
270.0 ——— 90.0



Luminaire

Code 90791L080
Name FOCUS 2 D80 PB 830 40° MO

Measurem.

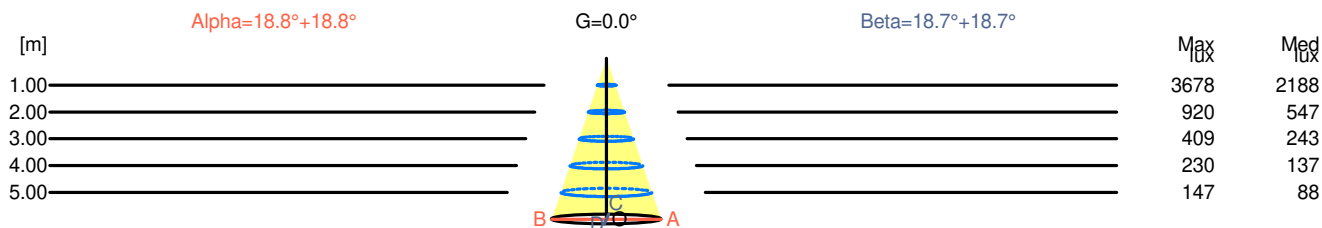
Code 2/5/2023
Name FOCUS 2 D80 PB 830 40° MO

Luminaire Flux	1933 lm	Luminaire Power	15.5 W	Efficacy	124.870 lm/W	Efficiency	84.26%
Source Flux	2294 lm	Maximum value	1603.50 cd/klm	Position	C=0.00 G=0.00	CG	Double Symmetrical

Width at 50.00 % of Max Intensity

H[m]	1.00	2.00	3.00	4.00	5.00	H[m]	1.00	2.00	3.00	4.00	5.00
OA	0.34	0.68	1.02	1.36	1.70	OC	0.34	0.68	1.02	1.36	1.70
OB	0.34	0.68	1.02	1.36	1.70	OD	0.34	0.68	1.02	1.36	1.70

	0	5	15	25	35	45	55	65	75	85
OA	3678.43	3538.04	2388.74	1043.54	582.45	54.14	15.14	6.19	2.06	0.69
OB	3678.43	3538.04	2388.74	1043.54	582.45	54.14	15.14	6.19	2.06	0.69
OC	3678.43	3535.05	2384.84	1042.62	578.78	60.79	15.14	6.65	2.52	0.69
OD	3678.43	3535.05	2384.84	1042.62	578.78	60.79	15.14	6.65	2.52	0.69



H[m]	D[m]	Max lux	Med lux	Alpha=18.8°+18.8°	G=0.0
1.00	0.68	3678	2188		
2.00	1.36	920	547		
3.00	2.04	409	243		
4.00	2.72	230	137		
5.00	3.41	147	88		

H[m]	D[m]	Max lux	Med lux	Beta=18.7°+18.7°	G=0.0
1.00	0.68	3678	2188		
2.00	1.36	920	547		
3.00	2.04	409	243		
4.00	2.71	230	137		
5.00	3.39	147	88		

Luminaire

Code 90791L080
Name FOCUS 2 D80 PB 830 40° MO

Measurem.

Code 2/5/2023
Name FOCUS 2 D80 PB 830 40° MO

Luminaire Flux	1933 lm	Luminaire Power	15.5 W	Efficacy	124.870 lm/W	Efficiency	84.26%
Source Flux	2294 lm	Maximum value	1603.50 cd/klm	Position	C=0.00 G=0.00	CG	Double Symmetrical

UGR
S = 0.250

Reflectancies										
Ceiling/Cavity	0.7	0.7	0.5	0.5	0.3	0.7	0.7	0.5	0.5	0.3
Walls	0.5	0.3	0.5	0.3	0.3	0.5	0.3	0.5	0.3	0.3
Working Plane	0.2	0.2	0.2	0.2	0.2	0.2	0.2	0.2	0.2	0.2
Room Dimensions	Lateral View					Viewed Endwise				
x=2H y=2H	20.1	20.8	20.4	21.0	21.2	20.2	20.8	20.4	21.0	21.2
x=2H y=3H	20.0	20.6	20.3	20.9	21.1	20.0	20.6	20.3	20.9	21.1
x=2H y=4H	20.0	20.5	20.3	20.8	21.1	20.0	20.6	20.3	20.8	21.1
x=2H y=6H	19.9	20.4	20.2	20.7	21.0	19.9	20.5	20.2	20.7	21.0
x=2H y=8H	19.9	20.4	20.2	20.6	21.0	19.9	20.4	20.2	20.7	21.0
x=2H y=12H	19.8	20.3	20.2	20.6	20.9	19.8	20.3	20.2	20.6	20.9
x=4H y=2H	20.0	20.5	20.3	20.8	21.0	20.0	20.5	20.3	20.8	21.0
x=4H y=3H	19.8	20.3	20.2	20.6	20.9	19.8	20.3	20.2	20.6	20.9
x=4H y=4H	19.8	20.2	20.2	20.5	20.9	19.8	20.2	20.2	20.5	20.9
x=4H y=6H	19.7	20.1	20.1	20.4	20.8	19.7	20.1	20.1	20.4	20.8
x=4H y=8H	19.7	20.0	20.1	20.4	20.8	19.7	20.0	20.1	20.4	20.8
x=4H y=12H	19.6	19.9	20.1	20.3	20.7	19.7	19.9	20.1	20.3	20.7
x=8H y=4H	19.7	20.0	20.1	20.3	20.8	19.7	20.0	20.1	20.4	20.8
x=8H y=6H	19.6	19.8	20.0	20.2	20.7	19.6	19.8	20.1	20.3	20.7
x=8H y=8H	19.5	19.7	20.0	20.2	20.6	19.6	19.7	20.0	20.2	20.7
x=8H y=12H	19.5	19.7	20.0	20.1	20.6	19.5	19.7	20.0	20.1	20.6
x=12H y=4H	19.6	19.9	20.1	20.3	20.7	19.6	19.9	20.1	20.3	20.7
x=12H y=6H	19.5	19.7	20.0	20.2	20.6	19.6	19.7	20.0	20.2	20.6
x=12H y=8H	19.5	19.7	20.0	20.1	20.6	19.5	19.7	20.0	20.1	20.6

Luminaire

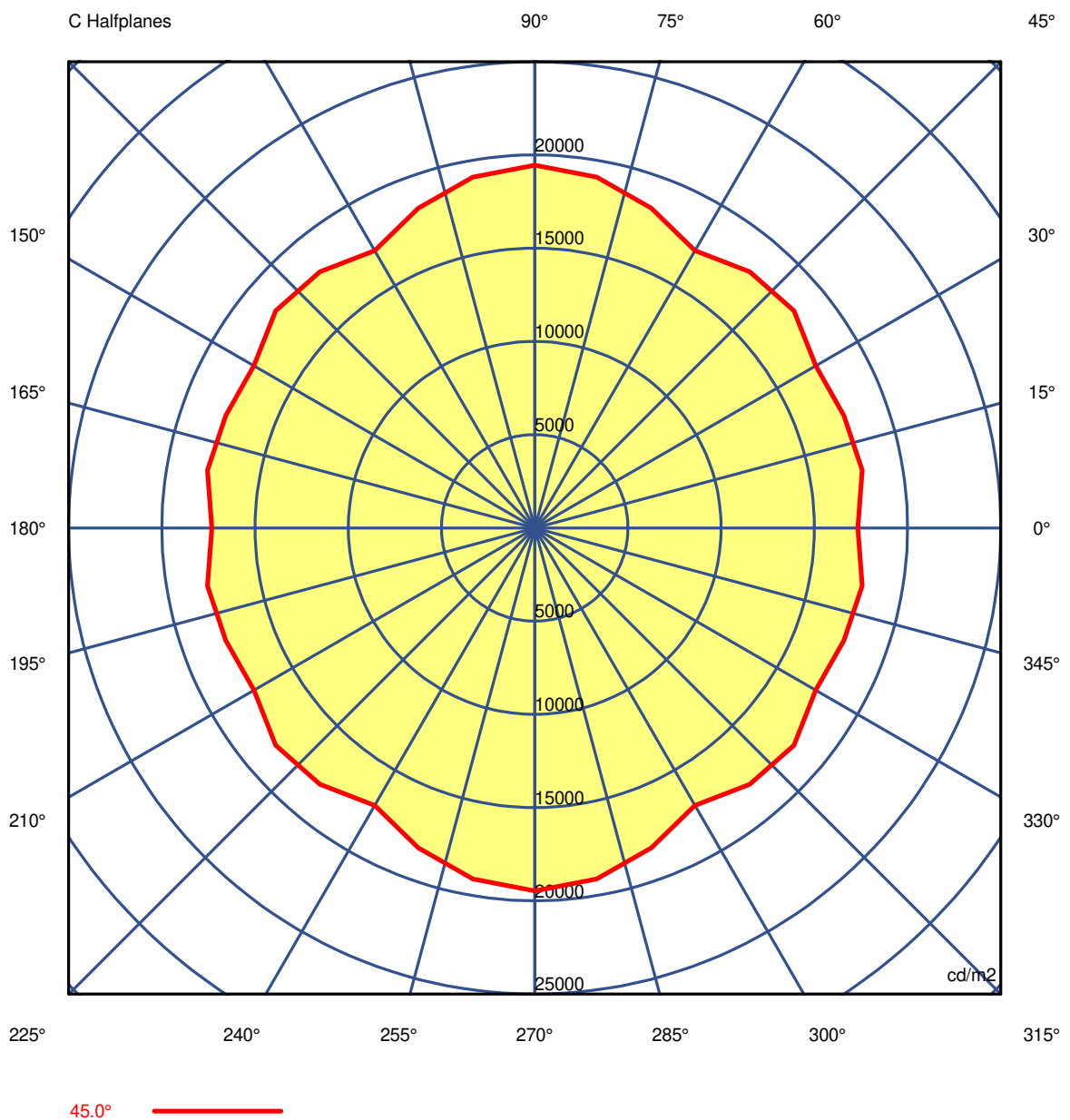
Code 90791L080
Name FOCUS 2 D80 PB 830 40° MO

Measurem.

Code 2/5/2023
Name FOCUS 2 D80 PB 830 40° MO

Luminaire Flux	1933 lm	Luminaire Power	15.5 W	Efficacy	124.870 lm/W	Efficiency	84.26%
Source Flux	2294 lm	Maximum value	1603.50 cd/klm	Position	C=0.00 G=0.00	CG Double Symmetrical	

Luminance



LuminaireCode 90791L080
Name FOCUS 2 D80 PB 830 40° MO**Measur.**Code 2/5/2023
Name FOCUS 2 D80 PB 830 40° MO

Luminaire Flux		1933 lm		Luminaire Power		15.5 W		Efficacy		124.870 lm/W		Efficiency		84.26%	
Source Flux		2294 lm		Maximum value		1603.50 cd/klm		Position		C=0.00 G=0.00		CG		Double Symmetrical	
Luminance cd/m2														Table 1/3	
	C 0.00	C 10.00	C 20.00	C 30.00	C 40.00	C 50.00	C 60.00	C 70.00	C 80.00	C 90.00	C 100.00	C 110.00	C 120.00		
G 0.0	832626	832626	832626	832626	832626	832626	832626	832626	832626	832626	832626	832626	832626	832626	832626
G 5.0	803907	804027	804225	804272	803826	803309	803021	802941	803034	803229	803034	802941	803021	803907	803907
G 10.0	701685	701720	701804	701791	701349	700950	701000	701496	701877	701949	701877	701496	701000	701685	701685
G 15.0	559774	559612	559375	559129	558997	558791	558699	559084	559223	558861	559223	559084	558699	559774	559774
G 20.0	401505	400392	399664	399626	399921	399575	398465	398831	399184	399184	399184	398831	398465	401505	401505
G 25.0	260628	260170	259941	259826	259826	259730	259597	259867	260201	260399	260201	259867	259597	260628	260628
G 30.0	196064	195992	195708	195405	195471	195506	195345	195230	195260	195405	195260	195230	195345	196064	196064
G 35.0	160946	161072	161011	160882	160949	160849	160565	160439	160261	159931	160261	160439	160565	160946	160946
G 40.0	83171	84111	84079	83713	84507	84979	85069	85403	85532	85204	85532	85403	85069	83171	83171
G 45.0	17330	17823	17650	17404	18141	17940	17184	18251	19117	19460	19117	18251	17184	17330	17330
G 50.0	9451	9451	9451	9451	9398	9356	9371	9428	9451	9451	9451	9428	9371	9451	9451
G 55.0	5975	5975	5947	5884	5884	5884	5884	5808	5825	5975	5825	5808	5884	5975	5975
G 60.0	4362	4362	4401	4466	4408	4330	4362	4523	4546	4362	4546	4523	4362	4362	4362
G 65.0	3317	3317	3317	3317	3317	3317	3317	3317	3375	3563	3375	3317	3317	3317	3317
G 70.0	2733	2616	2581	2581	2581	2581	2581	2581	2581	2581	2581	2581	2581	2733	2733
G 75.0	1806	1806	1864	2006	2046	1928	1806	1914	2085	2207	2085	1914	1806	1806	1806
G 80.0	1794	1794	1794	1794	1794	1794	1794	1794	1794	1794	1794	1794	1794	1794	1794
G 85.0	1787	1787	1787	1787	1787	1787	1787	1787	1787	1787	1787	1787	1787	1787	1787
G 90.0	0	0	0	0	0	0	0	0	0	0	0	0	0	0	0

Luminaire

Code 90791L080
Name FOCUS 2 D80 PB 830 40° MO

Measurement

Code 2/5/2023
Name FOCUS 2 D80 PB 830 40° MO

Luminaire Flux		1933 lm		Luminaire Power		15.5 W		Efficacy		124.870 lm/W		Efficiency		84.26%		
Source Flux		2294 lm		Maximum value		1603.50 cd/klm		Position		C=0.00 G=0.00		CG		Double Symmetrical		
Luminance cd/m2														Table 2/3		
		C 130.00	C 140.00	C 150.00	C 160.00	C 170.00	C 180.00	C 190.00	C 200.00	C 210.00	C 220.00	C 230.00	C 240.00	C 250.00		
G 0.0	832626	832626	832626	832626	832626	832626	832626	832626	832626	832626	832626	832626	832626	832626	832626	832626
G 5.0	803309	803826	804272	804225	804027	803907	804027	804225	804272	803826	803309	803021	802941	802941	802941	802941
G 10.0	700950	701349	701791	701804	701720	701685	701720	701804	701791	701349	700950	701000	701496	701496	701496	701496
G 15.0	558791	558997	559129	559375	559612	559774	559612	559375	559129	558997	558791	558699	559084	559084	559084	559084
G 20.0	399575	399921	399626	399664	400392	401505	400392	399664	399626	399921	399575	398465	398831	398831	398831	398831
G 25.0	259730	259826	259826	259941	260170	260628	260170	259941	259826	259826	259730	259597	259867	259867	259867	259867
G 30.0	195506	195471	195405	195708	195992	196064	195992	195708	195405	195471	195506	195345	195230	195230	195230	195230
G 35.0	160849	160949	160882	161011	161072	160946	161072	161011	160882	160949	160849	160565	160439	160439	160439	160439
G 40.0	84979	84507	83713	84079	84111	83171	84111	84079	83713	84507	84979	85069	85403	85403	85403	85403
G 45.0	17940	18141	17404	17650	17823	17330	17823	17650	17404	18141	17940	17184	18251	18251	18251	18251
G 50.0	9356	9398	9451	9451	9451	9451	9451	9451	9451	9398	9356	9371	9428	9428	9428	9428
G 55.0	5884	5884	5884	5947	5975	5975	5975	5947	5884	5884	5884	5884	5808	5808	5808	5808
G 60.0	4330	4408	4466	4401	4362	4362	4362	4401	4466	4408	4330	4362	4523	4523	4523	4523
G 65.0	3317	3317	3317	3317	3317	3317	3317	3317	3317	3317	3317	3317	3317	3317	3317	3317
G 70.0	2581	2581	2581	2581	2616	2733	2616	2581	2581	2581	2581	2581	2581	2581	2581	2581
G 75.0	1928	2046	2006	1864	1806	1806	1806	1864	2006	2046	1928	1806	1914	1914	1914	1914
G 80.0	1794	1794	1794	1794	1794	1794	1794	1794	1794	1794	1794	1794	1794	1794	1794	1794
G 85.0	1787	1787	1787	1787	1787	1787	1787	1787	1787	1787	1787	1787	1787	1787	1787	1787
G 90.0	0	0	0	0	0	0	0	0	0	0	0	0	0	0	0	0

Luminaire

Code 90791L080
Name FOCUS 2 D80 PB 830 40° MO

Measurem.

Code 2/5/2023
Name FOCUS 2 D80 PB 830 40° MO

Luminaire Flux	1933 lm	Luminaire Power	15.5 W	Efficacy	124.870 lm/W	Efficiency	84.26%
Source Flux	2294 lm	Maximum value	1603.50 cd/klm	Position	C=0.00 G=0.00	CG	Double Symmetrical

Luminance cd/m2 Table 3/3

	C 260.00	C 270.00	C 280.00	C 290.00	C 300.00	C 310.00	C 320.00	C 330.00	C 340.00	C 350.00
G 0.0	832626	832626	832626	832626	832626	832626	832626	832626	832626	832626
G 5.0	803034	803229	803034	802941	803021	803309	803826	804272	804225	804027
G 10.0	701877	701949	701877	701496	701000	700950	701349	701791	701804	701720
G 15.0	559223	558861	559223	559084	558699	558791	558997	559129	559375	559612
G 20.0	399184	399184	399184	398831	398465	399575	399921	399626	399664	400392
G 25.0	260201	260399	260201	259867	259597	259730	259826	259826	259941	260170
G 30.0	195260	195405	195260	195230	195345	195506	195471	195405	195708	195992
G 35.0	160261	159931	160261	160439	160565	160849	160949	160882	161011	161072
G 40.0	85532	85204	85532	85403	85069	84979	84507	83713	84079	84111
G 45.0	19117	19460	19117	18251	17184	17940	18141	17404	17650	17823
G 50.0	9451	9451	9451	9428	9371	9356	9398	9451	9451	9451
G 55.0	5825	5975	5825	5808	5884	5884	5884	5884	5947	5975
G 60.0	4546	4362	4546	4523	4362	4330	4408	4466	4401	4362
G 65.0	3375	3563	3375	3317	3317	3317	3317	3317	3317	3317
G 70.0	2581	2581	2581	2581	2581	2581	2581	2581	2581	2616
G 75.0	2085	2207	2085	1914	1806	1928	2046	2006	1864	1806
G 80.0	1794	1794	1794	1794	1794	1794	1794	1794	1794	1794
G 85.0	1787	1787	1787	1787	1787	1787	1787	1787	1787	1787
G 90.0	0	0	0	0	0	0	0	0	0	0