

Luminaire

Code 90882L012

Name REBA 50 LITE /C LINE L1200 BLINE 830 B

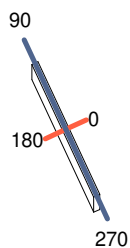
Measurem.

Code 27/6/2024

Name REBA 50 LITE /C LINE L1200 BLINE 830 B

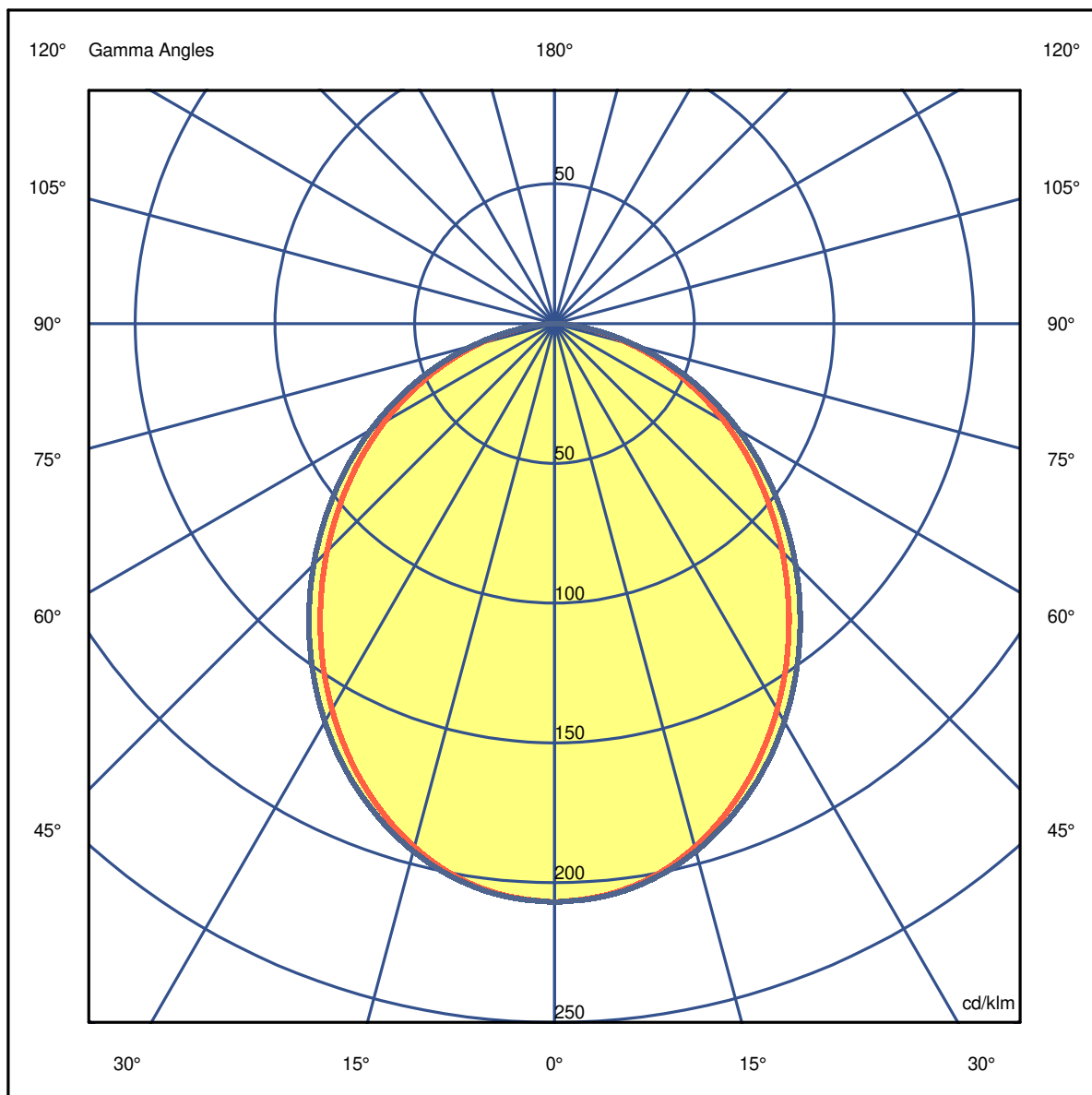
Luminaire Flux	1892 lm	Luminaire Power	22.1 W	Efficacy	85.700 lm/W	Efficiency	51.42%
Source Flux	3680 lm	Maximum value	206.90 cd/klm	Position	C=0.00 G=0.00	CG	Double Symmetrical

1122mm x 51mm



C Halfplanes

180.0 ————— 0.0
270.0 ————— 90.0



Luminaire

Code 90882L012

Name REBA 50 LITE /C LINE L1200 BLINE 830 B

Measurem.

Code 27/6/2024

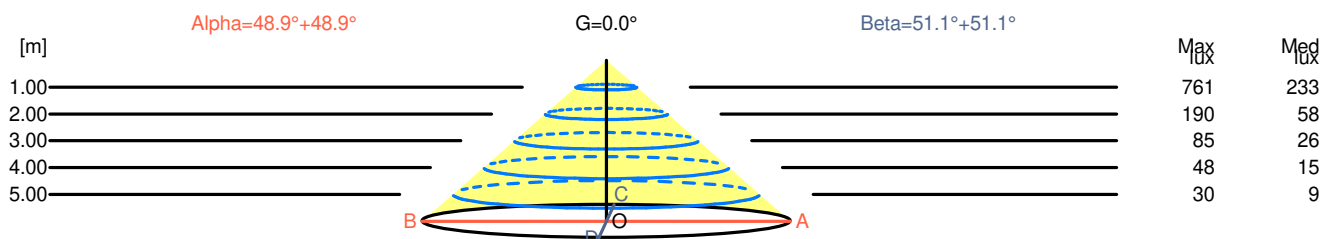
Name REBA 50 LITE /C LINE L1200 BLINE 830 B

Luminaire Flux	1892 lm	Luminaire Power	22.1 W	Efficacy	85.700 lm/W	Efficiency	51.42%
Source Flux	3680 lm	Maximum value	206.90 cd/klm	Position	C=0.00 G=0.00	CG	Double Symmetrical

Width at 50.00 % of Max Intensity

H[m]	1.00	2.00	3.00	4.00	5.00	H[m]	1.00	2.00	3.00	4.00	5.00
OA	1.14	2.29	3.43	4.58	5.72	OC	1.24	2.47	3.71	4.95	6.19
OB	1.14	2.29	3.43	4.58	5.72	OD	1.24	2.47	3.71	4.95	6.19

	0	5	15	25	35	45	55	65	75	85
OA	761.39	755.50	713.18	634.80	533.97	423.57	313.17	204.24	103.04	22.08
OB	761.39	755.50	713.18	634.80	533.97	423.57	313.17	204.24	103.04	22.08
OC	761.39	756.61	719.07	649.52	555.68	448.59	335.98	221.90	111.14	21.71
OD	761.39	756.61	719.07	649.52	555.68	448.59	335.98	221.90	111.14	21.71



H[m]	D[m]	Max lux	Med lux	Alpha=48.9°+48.9°	G=0.0	
1.00	2.29	761	233			
2.00	4.58	190	58			
3.00	6.87	85	26			
4.00	9.16	48	15			
5.00	11.44	30	9			

H[m]	D[m]	Max lux	Med lux	Beta=51.1°+51.1°	G=0.0	
1.00	2.47	761	233			
2.00	4.95	190	58			
3.00	7.42	85	26			
4.00	9.90	48	15			
5.00	12.37	30	9			

Luminaire

Code 90882L012

Name REBA 50 LITE /C LINE L1200 BLINE 830 B

Measurem.

Code 27/6/2024

Name REBA 50 LITE /C LINE L1200 BLINE 830 B

Luminaire Flux	1892 lm	Luminaire Power	22.1 W	Efficacy	85.700 lm/W	Efficiency	51.42%
Source Flux	3680 lm	Maximum value	206.90 cd/klm	Position	C=0.00 G=0.00	CG	Double Symmetrical

UGR
S = 0.250

Reflectancies										
Ceiling/Cavity	0.7	0.7	0.5	0.5	0.3	0.7	0.7	0.5	0.5	0.3
Walls	0.5	0.3	0.5	0.3	0.3	0.5	0.3	0.5	0.3	0.3
Working Plane	0.2	0.2	0.2	0.2	0.2	0.2	0.2	0.2	0.2	0.2
Room Dimensions	Lateral View					Viewed Endwise				
x=2H y=2H	17.2	18.5	17.5	18.7	18.9	19.4	20.7	19.7	20.9	21.1
x=2H y=3H	18.1	19.2	18.4	19.5	19.8	20.7	21.9	21.1	22.2	22.4
x=2H y=4H	18.4	19.5	18.7	19.7	20.0	21.3	22.3	21.6	22.6	22.9
x=2H y=6H	18.5	19.5	18.8	19.8	20.1	21.6	22.6	21.9	22.9	23.2
x=2H y=8H	18.5	19.5	18.8	19.8	20.1	21.6	22.6	22.0	22.9	23.2
x=2H y=12H	18.5	19.4	18.9	19.7	20.1	21.7	22.6	22.0	22.9	23.2
x=4H y=2H	17.8	18.9	18.2	19.2	19.5	19.6	20.7	20.0	21.0	21.3
x=4H y=3H	18.9	19.8	19.2	20.1	20.5	21.1	22.0	21.5	22.4	22.7
x=4H y=4H	19.2	20.0	19.6	20.4	20.8	21.7	22.5	22.1	22.9	23.3
x=4H y=6H	19.4	20.1	19.8	20.5	20.9	22.1	22.8	22.5	23.2	23.5
x=4H y=8H	19.4	20.1	19.9	20.5	20.9	22.2	22.8	22.6	23.2	23.6
x=4H y=12H	19.4	20.0	19.9	20.4	20.8	22.2	22.8	22.7	23.2	23.6
x=8H y=4H	19.4	20.1	19.8	20.4	20.9	21.7	22.4	22.2	22.8	23.2
x=8H y=6H	19.7	20.2	20.1	20.6	21.1	22.2	22.7	22.6	23.1	23.6
x=8H y=8H	19.7	20.2	20.2	20.6	21.1	22.3	22.8	22.8	23.2	23.7
x=8H y=12H	19.7	20.1	20.2	20.6	21.1	22.4	22.8	22.8	23.2	23.7
x=12H y=4H	19.4	20.0	19.8	20.4	20.8	21.7	22.3	22.2	22.7	23.1
x=12H y=6H	19.7	20.2	20.2	20.6	21.1	22.2	22.6	22.6	23.1	23.5
x=12H y=8H	19.7	20.2	20.2	20.6	21.1	22.3	22.7	22.8	23.2	23.7

Luminaire

Code 90882L012

Name REBA 50 LITE /C LINE L1200 BLINE 830 B

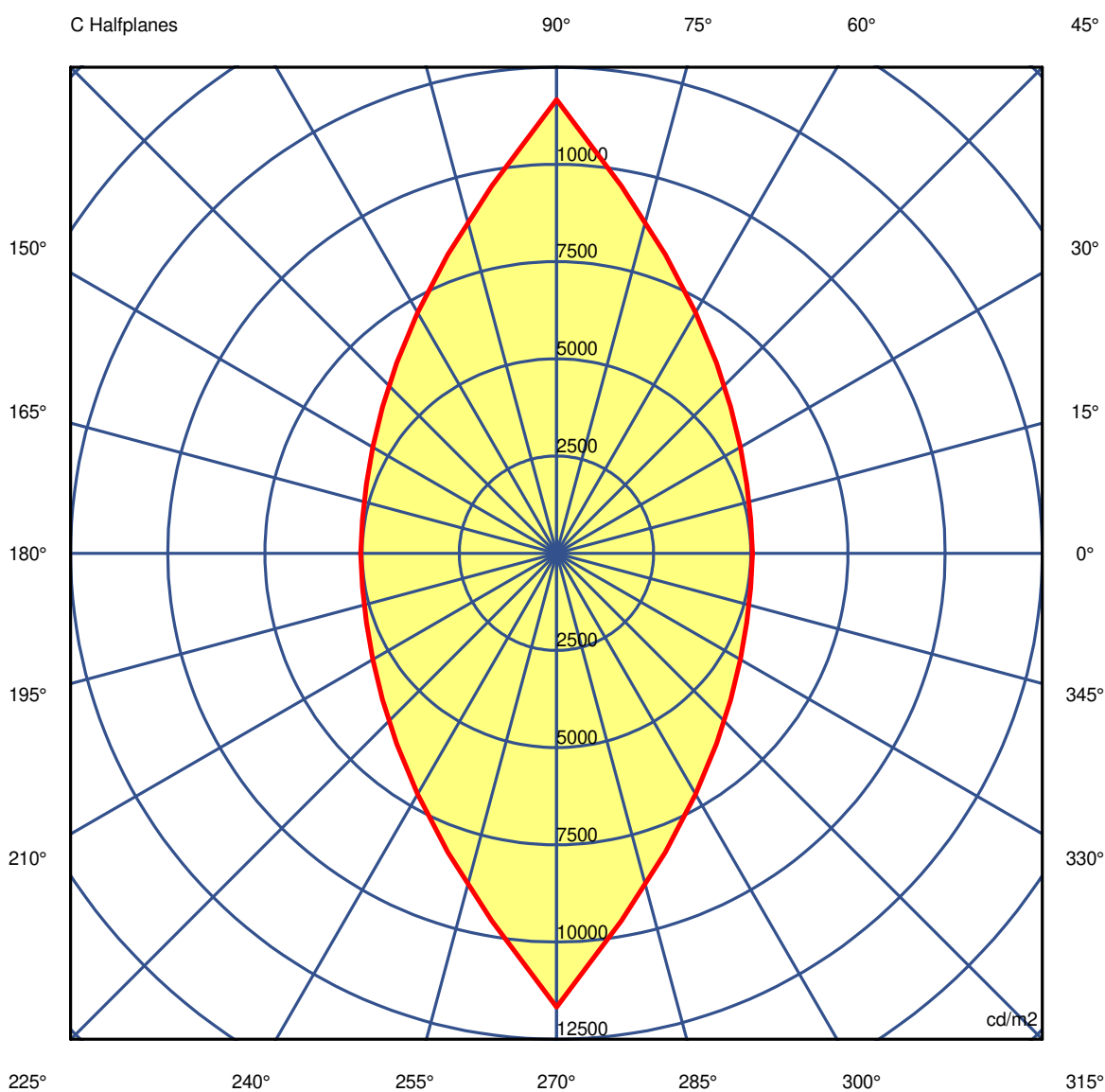
Measurem.

Code 27/6/2024

Name REBA 50 LITE /C LINE L1200 BLINE 830 B

Luminaire Flux	1892 lm	Luminaire Power	22.1 W	Efficacy	85.700 lm/W	Efficiency	51.42%
Source Flux	3680 lm	Maximum value	206.90 cd/klm	Position	C=0.00 G=0.00	CG Double Symmetrical	

Luminance



45.0°

Luminaire

Code 90882L012

Name REBA 50 LITE /C LINE L1200 BLINE 830 B

Measurem.

Code 27/6/2024

Name REBA 50 LITE /C LINE L1200 BLINE 830 B

Luminaire Flux	1892 lm		Luminaire Power		22.1 W		Efficacy		85.700 lm/W		Efficiency		51.42%	
Source Flux	3680 lm		Maximum value		206.90 cd/klm		Position		C=0.00 G=0.00		CG		Double Symmetrical	
Luminance cd/m2														
Table 1/3														
	C 0.00	C 10.00	C 20.00	C 30.00	C 40.00	C 50.00	C 60.00	C 70.00	C 80.00	C 90.00	C 100.00	C 110.00	C 120.00	
G 0.0	14752	14752	14752	14752	14752	14752	14752	14752	14752	14752	14752	14752	14752	
G 5.0	13189	13210	13265	13357	13489	13660	13868	14103	14365	14647	14365	14103	13868	
G 10.0	11831	11853	11943	12100	12324	12624	12996	13427	13920	14474	13920	13427	12996	
G 15.0	10601	10626	10739	10944	11241	11636	12131	12721	13415	14220	13415	12721	12131	
G 20.0	9472	9506	9638	9874	10220	10682	11271	11998	12867	13903	12867	11998	11271	
G 25.0	8438	8472	8615	8873	9247	9755	10415	11245	12275	13548	12275	11245	10415	
G 30.0	7481	7514	7660	7929	8328	8872	9581	10488	11645	13130	11645	10488	9581	
G 35.0	6601	6640	6786	7051	7451	8010	8756	9726	10989	12669	10989	9726	8756	
G 40.0	5786	5819	5962	6226	6625	7183	7940	8956	10304	12177	10304	8956	7940	
G 45.0	5037	5068	5205	5462	5850	6396	7148	8179	9599	11668	9599	8179	7148	
G 50.0	4342	4373	4499	4734	5098	5626	6368	7402	8870	11127	8870	7402	6368	
G 55.0	3695	3723	3831	4041	4388	4891	5595	6600	8102	10544	8102	6600	5595	
G 60.0	3072	3095	3195	3395	3700	4153	4814	5779	7281	9906	7281	5779	4814	
G 65.0	2466	2491	2583	2754	3017	3410	3998	4900	6357	9127	6357	4900	3998	
G 70.0	1883	1899	1972	2111	2328	2657	3157	3944	5310	8198	5310	3944	3157	
G 75.0	1315	1325	1378	1482	1645	1889	2268	2904	4075	6936	4075	2904	2268	
G 80.0	773	781	814	875	971	1125	1374	1797	2651	5230	2651	1797	1374	
G 85.0	309	311	323	345	383	446	555	751	1181	2996	1181	751	555	
G 90.0	38	39	40	43	48	59	82	115	204	1067	204	115	82	

Luminaire

Code 90882L012

Name REBA 50 LITE /C LINE L1200 BLINE 830 B

Measurem.

Code 27/6/2024

Name REBA 50 LITE /C LINE L1200 BLINE 830 B

Luminaire Flux	1892 lm		Luminaire Power		22.1 W		Efficacy		85.700 lm/W		Efficiency		51.42%	
Source Flux	3680 lm		Maximum value		206.90 cd/klm		Position		C=0.00 G=0.00		CG		Double Symmetrical	
Luminance cd/m2														
Table 2/3														
	C 130.00	C 140.00	C 150.00	C 160.00	C 170.00	C 180.00	C 190.00	C 200.00	C 210.00	C 220.00	C 230.00	C 240.00	C 250.00	
G 0.0	14752	14752	14752	14752	14752	14752	14752	14752	14752	14752	14752	14752	14752	
G 5.0	13660	13489	13357	13265	13210	13189	13210	13265	13357	13489	13660	13868	14103	
G 10.0	12624	12324	12100	11943	11853	11831	11853	11943	12100	12324	12624	12996	13427	
G 15.0	11636	11241	10944	10739	10626	10601	10626	10739	10944	11241	11636	12131	12721	
G 20.0	10682	10220	9874	9638	9506	9472	9506	9638	9874	10220	10682	11271	11998	
G 25.0	9755	9247	8873	8615	8472	8438	8472	8615	8873	9247	9755	10415	11245	
G 30.0	8872	8328	7929	7660	7514	7481	7514	7660	7929	8328	8872	9581	10488	
G 35.0	8010	7451	7051	6786	6640	6601	6640	6786	7051	7451	8010	8756	9726	
G 40.0	7183	6625	6226	5962	5819	5786	5819	5962	6226	6625	7183	7940	8956	
G 45.0	6396	5850	5462	5205	5068	5037	5068	5205	5462	5850	6396	7148	8179	
G 50.0	5626	5098	4734	4499	4373	4342	4373	4499	4734	5098	5626	6368	7402	
G 55.0	4891	4388	4041	3831	3723	3695	3723	3831	4041	4388	4891	5595	6600	
G 60.0	4153	3700	3395	3195	3095	3072	3095	3195	3395	3700	4153	4814	5779	
G 65.0	3410	3017	2754	2583	2491	2466	2491	2583	2754	3017	3410	3998	4900	
G 70.0	2657	2328	2111	1972	1899	1883	1899	1972	2111	2328	2657	3157	3944	
G 75.0	1889	1645	1482	1378	1325	1315	1325	1378	1482	1645	1889	2268	2904	
G 80.0	1125	971	875	814	781	773	781	814	875	971	1125	1374	1797	
G 85.0	446	383	345	323	311	309	311	323	345	383	446	555	751	
G 90.0	59	48	43	40	39	38	39	40	43	48	59	82	115	

Luminaire

Code 90882L012

Name REBA 50 LITE /C LINE L1200 BLINE 830 B

Measurem.

Code 27/6/2024

Name REBA 50 LITE /C LINE L1200 BLINE 830 B

Luminaire Flux	1892 lm	Luminaire Power	22.1 W	Efficacy	85.700 lm/W	Efficiency	51.42%
Source Flux	3680 lm	Maximum value	206.90 cd/klm	Position	C=0.00 G=0.00	CG	Double Symmetrical

Luminance cd/m2 Table 3/3

	C 260.00	C 270.00	C 280.00	C 290.00	C 300.00	C 310.00	C 320.00	C 330.00	C 340.00	C 350.00
G 0.0	14752	14752	14752	14752	14752	14752	14752	14752	14752	14752
G 5.0	14365	14647	14365	14103	13868	13660	13489	13357	13265	13210
G 10.0	13920	14474	13920	13427	12996	12624	12324	12100	11943	11853
G 15.0	13415	14220	13415	12721	12131	11636	11241	10944	10739	10626
G 20.0	12867	13903	12867	11998	11271	10682	10220	9874	9638	9506
G 25.0	12275	13548	12275	11245	10415	9755	9247	8873	8615	8472
G 30.0	11645	13130	11645	10488	9581	8872	8328	7929	7660	7514
G 35.0	10989	12669	10989	9726	8756	8010	7451	7051	6786	6640
G 40.0	10304	12177	10304	8956	7940	7183	6625	6226	5962	5819
G 45.0	9599	11668	9599	8179	7148	6396	5850	5462	5205	5068
G 50.0	8870	11127	8870	7402	6368	5626	5098	4734	4499	4373
G 55.0	8102	10544	8102	6600	5595	4891	4388	4041	3831	3723
G 60.0	7281	9906	7281	5779	4814	4153	3700	3395	3195	3095
G 65.0	6357	9127	6357	4900	3998	3410	3017	2754	2583	2491
G 70.0	5310	8198	5310	3944	3157	2657	2328	2111	1972	1899
G 75.0	4075	6936	4075	2904	2268	1889	1645	1482	1378	1325
G 80.0	2651	5230	2651	1797	1374	1125	971	875	814	781
G 85.0	1181	2996	1181	751	555	446	383	345	323	311
G 90.0	204	1067	204	115	82	59	48	43	40	39