



CONCEPT 35

Range



INDELAGUE GROUP

INDELAGUE ROXO lighting



CONCEPT 35



CONCEPT S 35 / E



CONCEPT S 35



CONCEPT S 35 D/I



CONCEPT O 35 / E



CONCEPT O 35



CONCEPT O 35 D/I



CONCEPT Sq 35



CONCEPT Sq 35 D/I




CONCEPT D 35

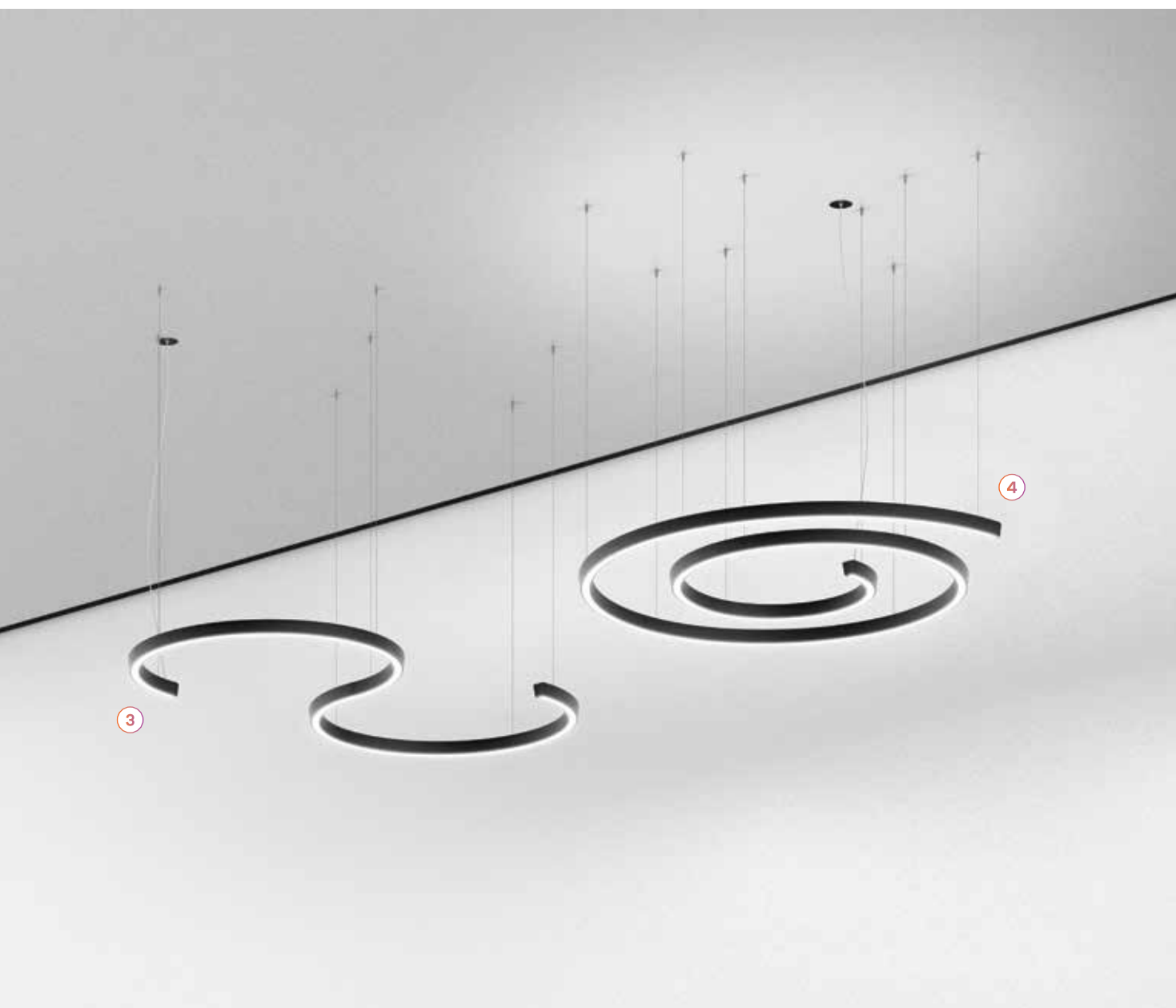


CONCEPT D 35 D/I



Application types





3

4


-
- 1. Recessed
-
- 2. Surface
-

-
- 3. Suspended Direct
-
- 4. Suspended Direct / Indirect
-

-
- 5. Wall mounted
-

A modern look for your space



1/16 (22,5°)



1/8 (45°)




1/4 (90°)

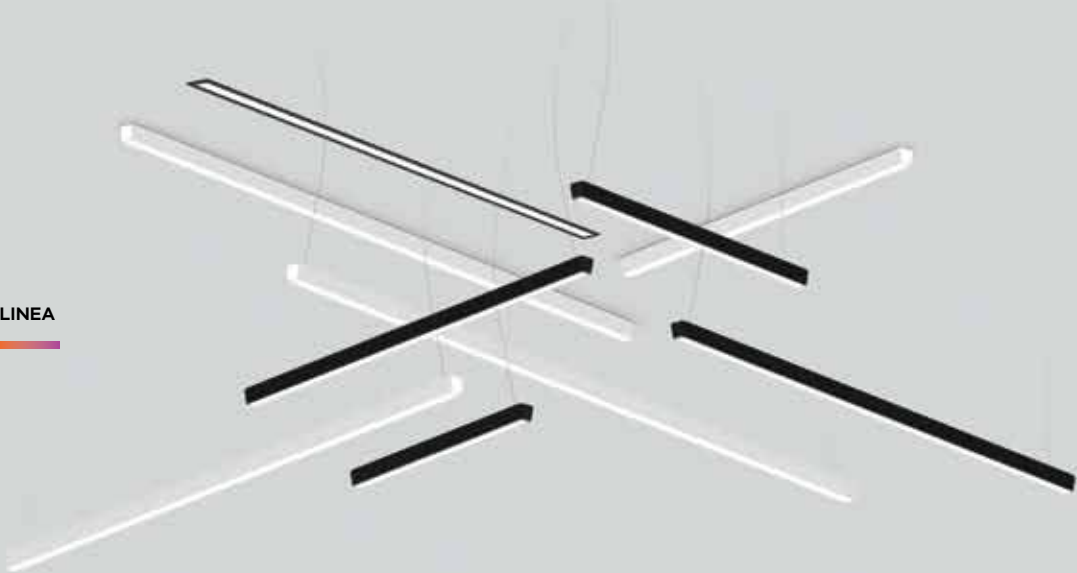


1/2 (180°)





LINEA







How to create spaces through light

Example 1



Example 2



Example 3

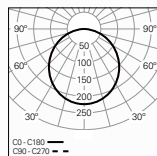



Example 4





1. bFLEX



Minimalism and technology

1. Body

Seamlessly welded aluminium profile, available in 12 colours.

2. LED

SDCM MacAdam ≤ 3 , 3000K / 4000K colour temperature, CRI > 80 and 50.000h lifetime L90 B10.

3. bFLEX

High-tech diffuser with opal version (bFLEX) that guarantees a soft and uniform light without visible spots. Special diffuser available in single roll of 5000, 15000 or 30000 mm.



4. End caps

Die cast aluminium end caps, without light leakage and with no visible screws. Available in the same colour as the product.

5. HPR

Inner high performance reflector in order to ensure high efficiency and uniform light.

6. Indirect light

Direct / indirect version with 80% / 20% light ratio and opal diffuser on the indirect part for light uniformity.

7. Dimmable DALI driver ou HF

SwitchDIM under request.

8. Suspension and current supply cable

Suspensions and current supply cables available in 1500, 3000 or 6000 mm.


9. Ceiling rose

Recessed or surface mounted ceiling roses. Available in white or black colour.



10. Body connector

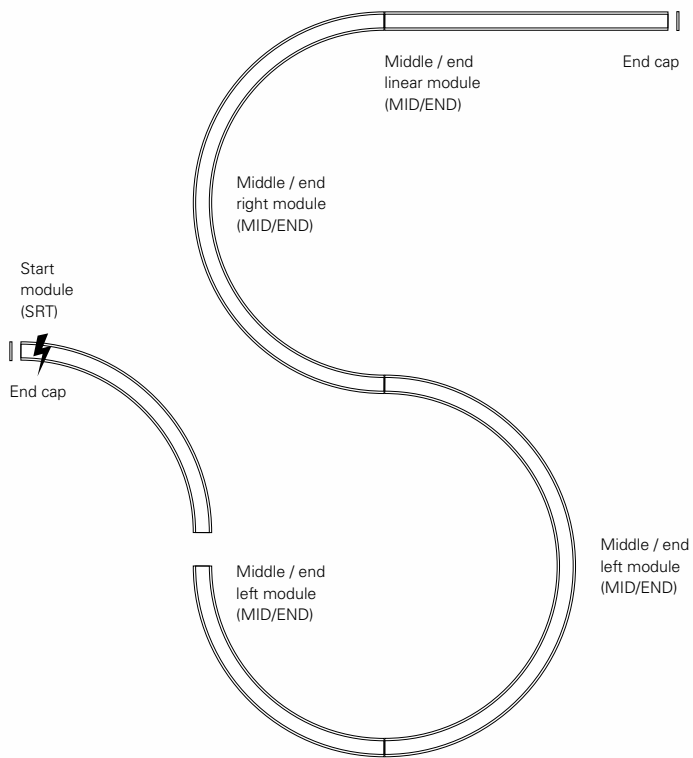
The end parts of the modules are manufactured in a way that there are no light leaks, whether it is a curved or linear version. The body connector kit includes a fast connector for the electrical part that guarantees a quick and easy installation.



Modules composition

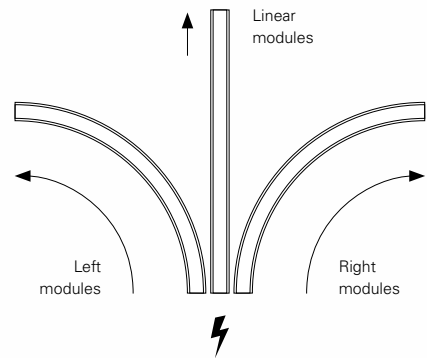
How to assemble a line

(Upper view)



Available modules

(Upper view)



1. End caps

2. LED modules

- 2.1 Start module (SRT).
 - 2.2 Middle / end module (MID/END).
-

3. Body connector

4. Ceiling roses

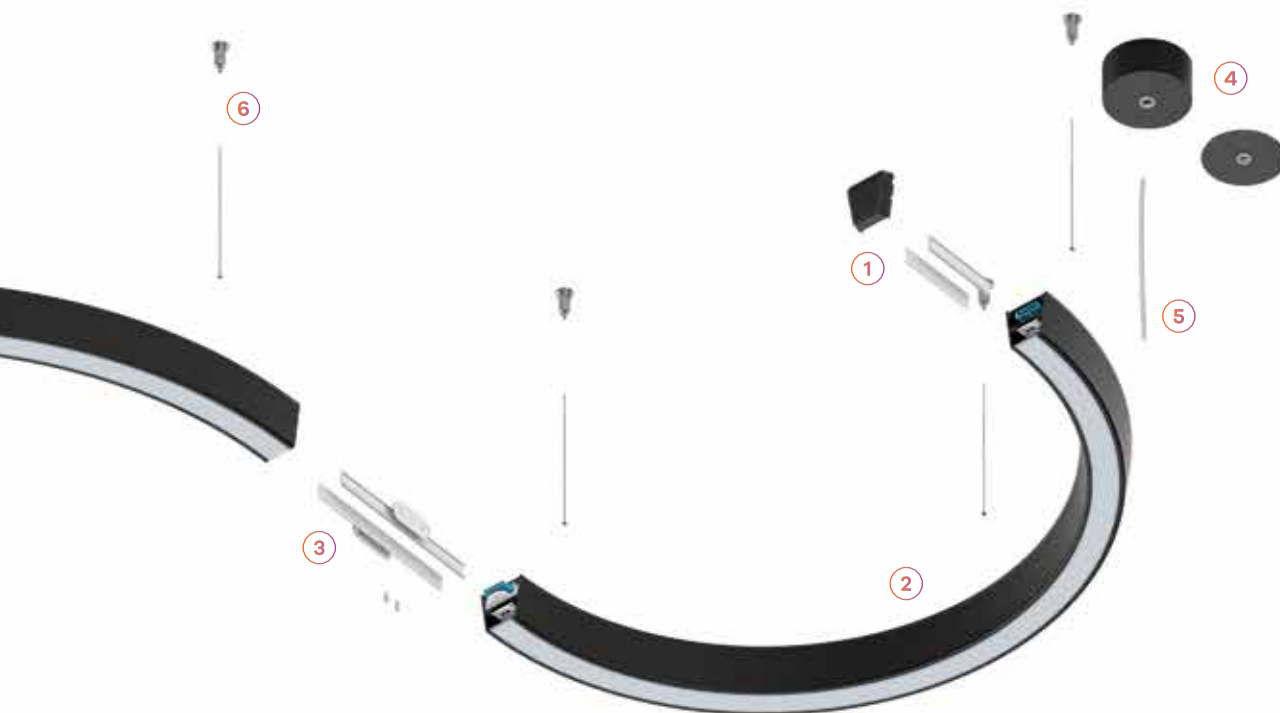
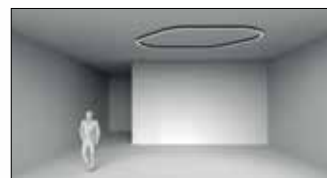
5. Current supply cable

6. Suspension

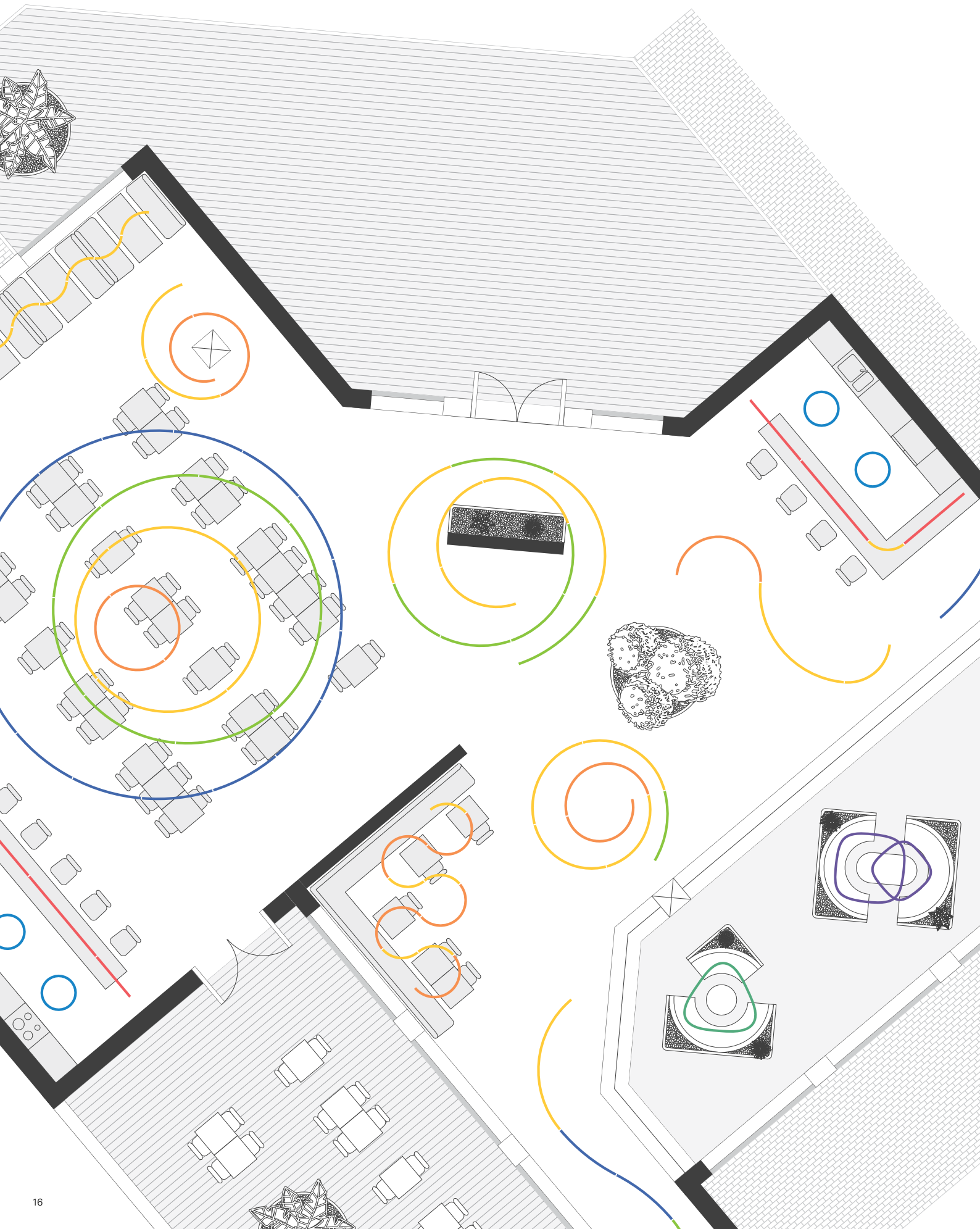
Recessed



Suspended, surface or wall mounted



An endless range of possibilities



LINEA 1/16 (22,5°) 1/8 (45°) 1/4 (90°) 1/2 (180°) 1/1 (360°)



≈843 mm	•				
≈1124 mm	•				
≈1405 mm	•				
≈1686 mm	•				
≈1967 mm	•				
≈2248 mm	•				
≈2529 mm	•				
≈2810 mm	•				
≈Ø455 mm					•
≈Ø777 mm				•	•
≈Ø1136 mm			•	•	•
≈Ø1494 mm			•	•	•
≈Ø1853 mm		•	•	•	
≈Ø2569 mm		•	•		
≈Ø2926 mm		•	•		
≈Ø4000 mm		•	•		
≈Ø5789 mm		•			
≈Ø7936 mm		•			

D Sq



≈1126 mm		•
≈1187 mm	•	
≈1441 mm		•
≈1465 mm	•	

Available
modules













Scale 1:100 1000 mm






Define your colour





Design and elegance





Create yourself!






Configurator

Discover our configurator for the CONCEPT 35 range and create your own lighting design in a faster and smarter way!

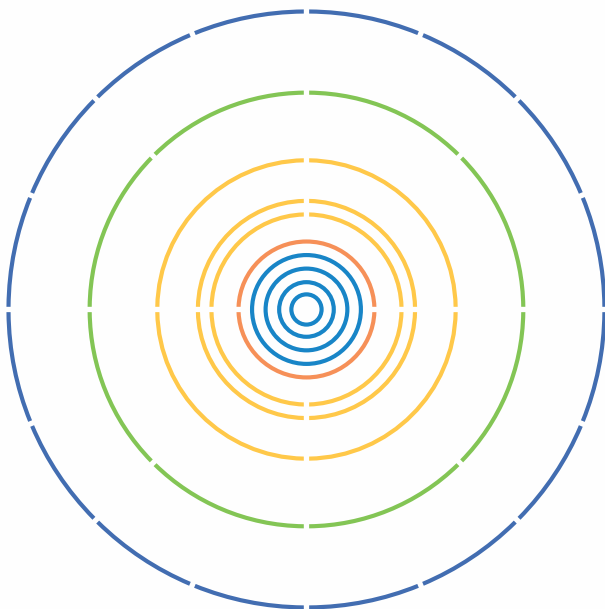
configurator.indelaguegroup.com



Structural elements composition



Available modules

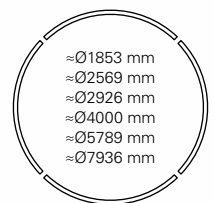


Scale 1:100
1000 mm

SINGULAR (single module)



COMPOSED (multiple modules)



NUMBER OF MODULES	MODULAR VERSION	NUMBER OF SUSPENSIONS
-------------------	-----------------	-----------------------

Diameter

≈Ø455 mm	1	1/1 (360°)	3
≈Ø777 mm	1	1/1 (360°)	3
≈Ø1136 mm	1	1/1 (360°)	4
≈Ø1494 mm	1	1/1 (360°)	6
≈Ø1853 mm	2	1/2 (180°)	6
≈Ø2569 mm	4	1/4 (90°)	8
≈Ø2926 mm	4	1/4 (90°)	12
≈Ø4000 mm	4	1/4 (90°)	12
≈Ø5789 mm	8	1/8 (45°)	24
≈Ø7936 mm	16	1/16 (22,5°)	32

Acoustic version

ARCHITECTURAL
LIGHTING



1. Acoustic moss

The acoustic moss can transform the ambience of your space.

It has excellent acoustic and humidity control properties, helping to reduce noise and improve the working environment.



2. Acoustic panel

The acoustic panel has excellent sound absorption, increasing the comfort and well-being of those who work or live in the spaces.

Available in a variety of colours, perfect to match any environment.











INDELAGUE GROUP

HEADQUARTERS

INDÚSTRIA ELÉTRICA
DE ÁGUEDA S.A.
Rua da Mina 465 | Covão
Zona industrial EN1 Norte
3750-792 Trofa
ÁGUEDA | PORTUGAL
T. +351 234 612 310
indelague@indelague.pt

SPAIN

INDELAGUE ESPAÑA, S.L.
Avenida del Ejército, nº 8 - 1º C
C.P. 15006 | A CORUÑA | ESPAÑA
comercial@indelague.com

All data contained in this catalogue does not constitute any compromise to INDELAGUE - Indústria Eléctrica de Águeda, S.A.. The company itself, reserves the right to change or modify any information stated without prior notice. The reproduction of this catalogue or any part of it is prohibited. Electrical/ Optical data=±10%.